

DRAFT

Texas A&M University

Council on the Built Environment

Space Needs Assessment

Average Existing Office Size Used as Planning Standard

College of

Education & Human Development



*Printed
9/2/2009*

College of Education & Human Development
Space Needs Assessment



Office of
Facilities Coordination


COMPUTED SPACE NEEDS

DRAFT

Fall 2008

Summary By Unit

College of Education & Human Development

 Department/User Name	Assignable Area			Actual of Computed	Headcount Personnel
	CURRENT Area -	Computed NEED =	Difference		
1 Dean-CEHD	19,738	18,722	1,016		64
2 EAHR-Ed Adm & Human Resource Dev	16,666	17,946	-1,280		89
3 EPSY-Educational Psychology	25,278	31,283	-6,005		160
4 HLKN-Health & Kinesiology	61,880	69,532	-7,652		124
5 HLKN-Exercise Physiology	20,044	32,046	-12,002		50
6 TLAC-Teaching, Learning & Culture	21,885	28,348	-6,463		177
7 HLKN-PEAP (Exercise)	81,394	92,243	-10,849		47
8 _____	0	0	0		0
9 _____	0	0	0		0
10 _____	0	0	0		0
11 _____	0	0	0		0
12 _____	0	0	0		0
13 _____	0	0	0		0
14 _____	0	0	0		0
15 _____	0	0	0		0
16 _____	0	0	0		0
17 _____	0	0	0		0
Total	246,885	290,120	-43,235	85.1%	711
Adjustments					
Less:	0	0	0		0
Less:	0	0	0		0
Adjusted Total	246,885	290,120	-43,235		711

DRAFT

Summary By Type of Space

TYPE OF SPACE	Assignable Area			Actual of Computed	Headcount Personnel
	Actual -	Computed NEED =	Difference		
OFFICE					
Administrator-1	1,897	1,186	712	160.0%	5
Administrator-2	1,155	1,714	-559	67.4%	8
Faculty-1	40,332	34,332	6,000	117.5%	213
Faculty-2	0	2,520	-2,520	0.0%	18
Staff (Non-Classified)	19,168	13,752	5,416	139.4%	101
Support (Classified)	6,520	4,611	1,909	141.4%	17
Grad Asst Teaching	4,879	0	4,879	#N/A	0
Grad Asst NonTeaching	15,163	14,483	680	104.7%	255
Grad Asst Research	1,254	0	1,254	#N/A	0
Research Asst	0	840	-840	0.0%	14
Student Staff	0	2,400	-2,400	0.0%	80
Other	64	0	64	#N/A	0
OFFICE SUBTOTAL	90,432	75,838	14,594	119.2%	
Conference	6,674	6,900	-226	96.7%	
Office Service	3,345	3,792	-447	88.2%	
Teaching Laboratory	1,068	2,700	-1,632	39.6%	
Research Laboratories	11,273	39,131	-27,858	28.8%	
Special Use	134,093	161,758	-27,665	82.9%	
GRAND TOTAL	246,885	290,120	-43,235	85.1%	711

FCOR

9/2/2009

Y Office Standard: (N)one: Use Planning Standard, (Y)es: Use Existing Avg, (H)ybrid: Use higher of Average or Planning Standard

Total Actual Excludes: Distance Learning (18,969 sf), Classrooms, & Unusable Read rooms. (11,215 sf)


COMPUTED SPACE NEEDS

DRAFT

Fall 2008

Summary By Unit

College of Education & Human Development

 Department/User Name	Assignable Area			Actual of Computed	Headcount Personnel
	CURRENT Area -	Computed NEED =	Difference		
1 Dean-CEHD	19,738	18,348	1,390		64
2 EAHR-Ed Adm & Human Resource Dev	16,666	17,364	-698		89
3 EPSY-Educational Psychology	25,278	33,493	-8,215		160
4 HLKN-Health & Kinesiology	61,880	64,315	-2,435		124
5 HLKN-Exercise Physiology	20,044	28,925	-8,881		50
6 TLAC-Teaching, Learning & Culture	21,885	29,724	-7,839		177
7 HLKN-PEAP (Exercise)	81,394	90,268	-8,874		47
8 _____	0	0	0		0
9 _____	0	0	0		0
10 _____	0	0	0		0
11 _____	0	0	0		0
12 _____	0	0	0		0
13 _____	0	0	0		0
14 _____	0	0	0		0
15 _____	0	0	0		0
16 _____	0	0	0		0
17 _____	0	0	0		0
Total	246,885	282,436	-35,551	87.4%	711
Adjustments					
Less:	0	0	0		0
Less:	0	0	0		0
Adjusted Total	246,885	282,436	-35,551		711

DRAFT

Summary By Type of Space

TYPE OF SPACE	Assignable Area			Actual of Computed	Headcount Personnel
	Actual -	Computed NEED =	Difference		
OFFICE					
Administrator-1	1,897	1,200	697	158.1%	5
Administrator-2	1,155	1,440	-285	80.2%	8
Faculty-1	40,332	29,820	10,512	135.3%	213
Faculty-2	0	2,520	-2,520	0.0%	18
Staff (Non-Classified)	19,168	13,130	6,038	146.0%	101
Support (Classified)	6,520	1,870	4,650	348.7%	17
Grad Asst Teaching	4,879	0	4,879	#N/A	0
Grad Asst NonTeaching	15,163	15,300	-137	99.1%	255
Grad Asst Research	1,254	0	1,254	#N/A	0
Research Asst	0	840	-840	0.0%	14
Student Staff	0	2,400	-2,400	0.0%	80
Other	64	0	64	#N/A	0
OFFICE SUBTOTAL	90,432	68,520	21,912	132.0%	
Conference	6,674	6,900	-226	96.7%	
Office Service	3,345	3,427	-82	97.6%	
Teaching Laboratory	1,068	2,700	-1,632	39.6%	
Research Laboratories	11,273	39,131	-27,858	28.8%	
Special Use	134,093	161,758	-27,665	82.9%	
GRAND TOTAL	246,885	282,436	-35,551	87.4%	711

FCOR

9/2/2009

N Office Standard: (N)one: Use Planning Standard, (Y)es: Use Existing Avg, (H)ybrid: Use higher of Average or Planning Standard

Total Actual Excludes: Distance Learning (18,969 sf), Classrooms, & Unusable Read rooms. (11,215 sf)


COMPUTED SPACE NEEDS

DRAFT

Fall 2008

Summary By Unit

College of Education & Human Development

 Department/User Name	Assignable Area			Actual of Computed	Headcount Personnel
	CURRENT Area -	Computed NEED =	Difference		
1 Dean-CEHD	19,738	18,861	877		64
2 EAHR-Ed Adm & Human Resource Dev	16,666	18,441	-1,775		89
3 EPSY-Educational Psychology	25,278	33,853	-8,575		160
4 HLKN-Health & Kinesiology	61,880	69,532	-7,652		124
5 HLKN-Exercise Physiology	20,044	32,046	-12,002		50
6 TLAC-Teaching, Learning & Culture	21,885	30,084	-8,199		177
7 HLKN-PEAP (Exercise)	81,394	92,247	-10,853		47
8 _____	0	0	0		0
9 _____	0	0	0		0
10 _____	0	0	0		0
11 _____	0	0	0		0
12 _____	0	0	0		0
13 _____	0	0	0		0
14 _____	0	0	0		0
15 _____	0	0	0		0
16 _____	0	0	0		0
17 _____	0	0	0		0
Total	246,885	295,064	-48,179	83.7%	711
Adjustments					
Less:	0	0	0		0
Less:	0	0	0		0
Adjusted Total	246,885	295,064	-48,179		711

DRAFT

Summary By Type of Space

TYPE OF SPACE	Assignable Area			Actual of Computed	Headcount Personnel
	Actual -	Computed NEED =	Difference		
OFFICE					
Administrator-1	1,897	1,200	697	158.1%	5
Administrator-2	1,155	1,714	-559	67.4%	8
Faculty-1	40,332	35,082	5,250	115.0%	213
Faculty-2	0	2,520	-2,520	0.0%	18
Staff (Non-Classified)	19,168	15,011	4,157	127.7%	101
Support (Classified)	6,520	4,611	1,909	141.4%	17
Grad Asst Teaching	4,879	0	4,879	#N/A	0
Grad Asst NonTeaching	15,163	17,170	-2,007	88.3%	255
Grad Asst Research	1,254	0	1,254	#N/A	0
Research Asst	0	840	-840	0.0%	14
Student Staff	0	2,400	-2,400	0.0%	80
Other	64	0	64	#N/A	0
OFFICE SUBTOTAL	90,432	80,547	9,885	112.3%	
Conference	6,674	6,900	-226	96.7%	
Office Service	3,345	4,027	-682	83.1%	
Teaching Laboratory	1,068	2,700	-1,632	39.6%	
Research Laboratories	11,273	39,131	-27,858	28.8%	
Special Use	134,093	161,758	-27,665	82.9%	
GRAND TOTAL	246,885	295,064	-48,179	83.7%	711

FCOR

9/2/2009

H Office Standard: (N)one: Use Planning Standard, (Y)es: Use Existing Avg, (H)ybrid: Use higher of Average or Planning Standard

Total Actual Excludes: Distance Learning (18,969 sf), Classrooms, & Unusable Read rooms. (11,215 sf)

College of Education & Human Development
Space Needs Assessment



Office of
Facilities Coordination

College of Education & Human Development

COMPUTED SPACE NEEDS


DRAFT

Fall 2008

Unit Summary

Office Standard Adjusted

Dean-CEHD

 TYPE OF SPACE	Assignable Area			Actual of Computed	Headcount Personnel	
	Actual	-	Computed NEED = Difference			
OFFICE						
Administrator-1	1,897	->	1,186	712	160.0%	5
Administrator-2	0		553	-553	0.0%	3
Faculty-1	737		140	597	526.4%	1
Faculty-2	0		0	0	#N/A	0
Staff (Non-Classified)	4,840	->	4,414	426	109.6%	31
Support (Classified)	623	->	312	311	199.9%	2
Grad Asst Teaching	0		0	0	#N/A	0
Grad Asst NonTeaching	0		302	-302	0.0%	7
Grad Asst Research	1,034		0	1,034	#N/A	0
Research Asst	0		0	0	#N/A	0
Student Staff	0		450	-450	0.0%	15
Other	0		0	0	#N/A	0
OFFICE SUBTOTAL	9,131		7,356	1,775	124.1%	
Conference	2,036		800	1,236	254.5%	
Office Service	391		368	23	106.3%	
Teaching Laboratory	0		0	0	#N/A	
Research Laboratories	0		18	-18	0.0%	
Special Use	8,180		10,180	-2,000	80.4%	
GRAND TOTAL	19,738		18,722	1,016	105.4%	64

9/2/2009

COMPUTED SPACE NEEDS *DRAFT*

Office Standard Adjusted

Office Space

Dean-CEHD

POSITION	Headcount	x	Standard	=	SQUARE FEET
Administrator-1	5		237	<	1,186
Administrator-2	3		184	<	553
Faculty-1	1		140		140
Faculty-2	0		140		0
Staff (Non-Classified)	31		142	<	4,414
Support (Classified)	2		156	<	312
Grad Asst Teaching	0		60		0
Grad Asst NonTeaching	7		43	<	302
Grad Asst Research	0		60		0
Research Asst	0		60		0
Student Staff	15		30		450
Other	0		65		0
TOTAL	64		114.9		7,356

Conference Room	40	x	20		800
Office Service	7,356	x	5.0%		368

TEACHING LABORATORIES

			Square Feet per Station	Total
Contact Hours	0.0			
WSCH per Station	20.0			
Number of Stations	0.0	x	66	= 0 SqFt

COMPUTED SPACE NEEDS

Fall 2008

Research Laboratories

Dean-CEHD

RESEARCH UNITS

POSITION	F.T.E. or Headcount	Weight Factor	RESEARCH UNITS
Undergraduate FTE Faculty	0.90 x	20%	0.18
Masters FTE Faculty	0.00 x	50%	0.00
PhD FTE Faculty	0.00 x	100%	0.00
Professional (Vet Med) Faculty	0.00 x	100%	0.00
Research FTE Faculty	0.00 x	100%	0.00
Research Staff	2.25 x	100%	2.25
Masters Students	2 0.00 x	20%	0.00
PhD Students	2 0.00 x	100%	0.00
TOTAL	3.15		2.43

Projected RESEARCH Space Need *(Includes Lab & Lab Service)*

RESEARCH UNITS	x	Area per Research Unit	=	Total
EXISTING		0.00		0
Projecte	2.43	7.50		18

(1) = Headcount or (2) = FTE or ZERO (No Majors & No Semester Credit Hours)

COMPUTED SPACE NEEDS

College of Education & Human Development

Staff & Academic Data

Dean-CEHD

Fall 2008

Personnel Type	Headcount	Full-Time-Equivalents	
		Teaching	Research
Administrator-1	5	0.90	0.20
Administrator-2	3	0.00	0.00
Faculty-1	1	0.00	0.00
Faculty-2	0 ??		2.00
Staff (Non-Classified)	31		2.25

Departmental Majors	Headcount
Masters	0
Doctoral	0

Laboratory Contact Hours	
Total:	0.0

CURRENT (Semester Credit Hours)

Fall 2008

#	Program Name	Undergrad	Masters	Doctoral	TOTAL
4	Teacher Education	141	0	0	141
2	Science	0	0	0	0
3	Fine Arts	0	0	0	0
4	Teacher Education	0	0	0	0
5	Practice Teaching	0	0	0	0
TOTAL		141	0	0	141

9/2/2009

OFFICE space

Dean-CEHD

Type	Standard	Average Standard	DATA ENTRY			Hybrid* Standard
			Existing Average	Current Area	Rm Count	
Administrator-1	240	237.1	237.1	1,897	8	240.0
Administrator-2	180	184.3	184.3	737	4	184.3
Faculty-1	140	140.0	0.0			140.0
Faculty-2	140	140.0	0.0			140.0
Staff (Non-Classified)	130	142.4	142.4	4,840	34	142.4
Support (Classified)	110	155.8	155.8	623	4	155.8
Grad Asst Teaching	60	60.0	0.0			60.0
Grad Asst NonTeaching	60	43.1	43.1	1,034	8	60.0
Grad Asst Research	60	60.0	0.0			60.0
Research Asst	60	60.0	0.0			60.0
Student Staff	30	30.0	0.0			30.0
Other	65	65.0	0.0			65.0

*Maximum of Standard and Average. For other standard, use direct entry

COMPUTED SPACE NEEDS

DRAFT

9/2/2009

Special Use Space

Dean-CEHD

	SQ FT		
Faculty & Staff Headcount	Area per Faculty/Staff		Total Area
Current	40	205	8,180

PROJECTED SPECIAL USE NEEDS **2,000 Additional**

TOTAL NEED **10,180** Square Feet

Special Use Space **2,000**

TYPE OF SPACE	AREA
Lounge/Lobby	2,000

College of Education & Human Development
Space Needs Assessment



Office of
Facilities Coordination

College of Education & Human Development


COMPUTED SPACE NEEDS

DRAFT

Fall 2008

Unit Summary

EAHR-Ed Adm & Human Resource Dev

 TYPE OF SPACE	Assignable Area			Actual of Computed	Headcount Personnel
	Actual	-	Computed NEED = Difference		
OFFICE					
Administrator-1	0		0	#N/A	0
Administrator-2	181		362	50.0%	2
Faculty-1	4,792		4,126	116.1%	31
Faculty-2	0		0	#N/A	0
Staff (Non-Classified)	3,670		2,252	163.0%	15
Support (Classified)	586		1,162	50.4%	4
Grad Asst Teaching	0		0	#N/A	0
Grad Asst NonTeaching	2,760		1,482	186.2%	29
Grad Asst Research	0		0	#N/A	0
Research Asst	0		60	0.0%	1
Student Staff	0		210	0.0%	7
Other	0		0	#N/A	0
OFFICE SUBTOTAL	11,989		9,654	124.2%	
Conference	121		960	12.6%	
Office Service	104		483	21.5%	
Teaching Laboratory	0		0	#N/A	
Research Laboratories	275		2,672	10.3%	
Special Use	4,177		4,177	100.0%	
GRAND TOTAL	16,666		17,946	92.9%	89

Includes current space in use by the TX Center for Adult Literacy & Learning

FCOR

9/2/2009

Including Classroom 17,466

COMPUTED SPACE NEEDS

DRAFT

Office Standard Adjusted

Office Space

EAHR-Ed Adm & Human Resource Dev

POSITION	Headcount	x	Standard	=	SQUARE FEET
Administrator-1	0		240		0
Administrator-2	2		181 <		362
Faculty-1	31		133 <		4,126
Faculty-2	0		140		0
Staff (Non-Classified)	15		150 <		2,252
Support (Classified)	4		291 <		1,162
Grad Asst Teaching	0		60		0
Grad Asst NonTeaching	29		51 <		1,482
Grad Asst Research	0		60		0
Research Asst	1		60		60
Student Staff	7		30		210
Other	0		65		0
TOTAL	89		108		9,654

Conference Room	48	x	20		960
Office Service	9,654	x	5.0%		483

TEACHING LABORATORIES

			Square Feet per Station	Total
Contact Hours	0.0			
WSCH per Station	20.0			
Number of Stations	0.0	x	16.5	= 0 SqFt

COMPUTED SPACE NEEDS

Fall 2008

Research Laboratories

EAHR-Ed Adm & Human Resource Dev

RESEARCH UNITS

POSITION	F.T.E. or Headcount	Weight Factor	RESEARCH UNITS
Undergraduate FTE Faculty	4.42 x	20%	0.88
Masters FTE Faculty	3.35 x	50%	1.67
PhD FTE Faculty	7.71 x	100%	7.71
Professional (Vet Med) Faculty	0.00 x	100%	0.00
Research FTE Faculty	8.03 x	100%	8.03
Research Staff	10.00 x	100%	10.00
Masters Students	2 190.00 x	20%	38.00
PhD Students	2 290.00 x	100%	290.00
TOTAL	513.51		356.30

Projected RESEARCH Space Need

(Includes Lab & Lab Service)

RESEARCH UNITS	x	Area per Research Unit	=	Total
EXISTING		0.77		275
Projected 356.30		7.50		2,672

(1) = Headcount or (2) = FTE or ZERO (No Majors & No Semester Credit Hours)



Staff & Academic Data

EAHR-Ed Adm & Human Resource Dev

Personnel Type	Headcount	Full-Time-Equivalents		Fall 2008
		Teaching	Research	
Administrator-1	0			
Administrator-2	2	0.10	0.05	
Faculty-1	31	13.63	7.98	
Faculty-2	0 ??	1.75		
Staff (Non-Classified)	15		10.00	

Departmental Majors	Headcount
Masters	190
Doctoral	290

Laboratory Contact Hours	
Total:	

CURRENT (Semester Credit Hours)

Fall 2008

#	Program Name	Undergrad	Masters	Doctoral	TOTAL
1	Liberal Arts	129	90	24	243
4	Teacher Education	1,126	1,170	1,253	3,549
7	Engineering	60	0	0	60
17	Business Admin.	1,356	6	69	1,431
19		0	0	0	0
TOTAL		2,671	1,266	1,346	5,283

9/2/2009

OFFICE space

EAHR-Ed Adm & Human Resource Dev

Type	Standard	Average Standard	DATA ENTRY			Hybrid* Standard
			Existing Average	Current Area	Rm Count	
Administrator-1	240	240.0	0.0			240.0
Administrator-2	180	181.0	181.0	181	1	181.0
Faculty-1	140	133.1	133.1	4,792	36	140.0
Faculty-2	140	140.0	0.0			140.0
Staff (Non-Classified)	130	150.1	150.1	1,351	9	150.1
Support (Classified)	110	290.5	290.5	2,905	10	290.5
Grad Asst Teaching	60	60.0	0.0			60.0
Grad Asst NonTeaching	60	51.1	51.1	2,760	18	60.0
Grad Asst Research	60	60.0	0.0			60.0
Research Asst	60	60.0	0.0			60.0
Student Staff	30	30.0	0.0			30.0
Other	65	65.0	0.0			65.0

*Maximum of Standard and Average. For other standard, use direct entry

COMPUTED SPACE NEEDS

DRAFT

9/2/2009

Special Use Space

EAHR-Ed Adm & Human Resource Dev

		SQ FT			
Faculty & Staff	Area per		Total		
<u>Headcount</u>	× <u>Faculty/Staff</u>		=	<u>Area</u>	
Current	48	87		4,177	

PROJECTED SPECIAL USE NEEDS **0 Additional**

TOTAL NEED **4,177** Square Feet

Additional Needs **0**

<u>TYPE OF SPACE</u>	<u>AREA</u>

College of Education & Human Development
Space Needs Assessment



Office of
Facilities Coordination

College of Education & Human Development


COMPUTED SPACE NEEDS

DRAFT

Fall 2008

Unit Summary

EPSY-Educational Psychology

 TYPE OF SPACE	Assignable Area			Actual of Computed	Headcount Personnel
	Actual	-	Computed NEED = Difference		
OFFICE					
Administrator-1	0		0	0	#N/A 0
Administrator-2	187		187	0	100.0% 1
Faculty-1	7,625		6,763	862	112.7% 47
Faculty-2	0		140	-140	0.0% 1
Staff (Non-Classified)	3,461		1,216	2,245	284.6% 19
Support (Classified)	263		263	0	100.0% 1
Grad Asst Teaching	73		0	73	#N/A 0
Grad Asst NonTeaching	4,292		3,308	985	129.8% 75
Grad Asst Research	0		0	0	#N/A 0
Research Asst	0		300	-300	0.0% 5
Student Staff	0		330	-330	0.0% 11
Other	64		0	64	#N/A 0
OFFICE SUBTOTAL	15,965		12,507	3,458	127.7%
Conference	1,809		1,360	449	133.0%
Office Service	555		625	-70	88.8%
Teaching Laboratory	0		1,094	-1,094	0.0%
Research Laboratories	0		7,149	-7,149	0.0%
Special Use	6,949		8,549	-1,600	81.3%
GRAND TOTAL	25,278		31,283	-6,005	80.8%

Includes current space for the Counseling/Assessment Clinic

FCOR

9/2/2009

Including Classroom 25,669

COMPUTED SPACE NEEDS **DRAFT**

Office Standard Adjusted

Office Space

EPSY-Educational Psychology

POSITION	Headcount	x	Standard	=	SQUARE FEET
Administrator-1	0		240		0
Administrator-2	1		187 <		187
Faculty-1	47		144 <		6,763
Faculty-2	1		140		140
Staff (Non-Classified)	19		64 <		1,216
Support (Classified)	1		263 <		263
Grad Asst Teaching	0		60		0
Grad Asst NonTeaching	75		44 <		3,308
Grad Asst Research	0		60		0
Research Asst	5		60		300
Student Staff	11		30		330
Other	0		65		0
TOTAL	160		78		12,507

Conference Room	68	x	20		1,360
Office Service	12,507	x	5.0%		625

TEACHING LABORATORIES

	Contact Hours	WSCH per Station	Number of Stations	Square Feet per Station	Total
	352.8	20.0	17.6 x	62	1,094 SqFt
				0.0	

COMPUTED SPACE NEEDS

Fall 2008

Research Laboratories

EPSY-Educational Psychology

RESEARCH UNITS

POSITION	F.T.E. or Headcount	Weight Factor	RESEARCH UNITS
Undergraduate FTE Faculty	9.32 x	20%	1.86
Masters FTE Faculty	5.53 x	50%	2.77
PhD FTE Faculty	10.21 x	100%	10.21
Professional (Vet Med) Faculty	0.00 x	100%	0.00
Research FTE Faculty	16.35 x	100%	16.35
Research Staff	15.70 x	100%	15.70
Masters Students	2 147.00 x	20%	29.40
PhD Students	2 162.00 x	100%	162.00
TOTAL	366.11		238.29

Projected RESEARCH Space Need

(Includes Lab & Lab Service)

RESEARCH UNITS	x	Area per Research Unit	=	Total
EXISTING		0.00		0
Projecte	238.29	30.00		7,149

(1) = Headcount or (2) = FTE or ZERO (No Majors & No Semester Credit Hours)



Staff & Academic Data

EPSY-Educational Psychology

Personnel Type	Headcount	Full-Time-Equivalents	
		Teaching	Research
Administrator-1	0	0.00	0.00
Administrator-2	1	0.10	0.05
Faculty-1	47	22.45	16.30
Faculty-2	1 ??	2.50	0.20
Staff (Non-Classified)	19		15.70

Fall 2008

Departmental Majors	Headcount
Masters	147
Doctoral	162

Laboratory Contact Hours	
Total:	352.8

CURRENT (Semester Credit Hours)

Fall 2008

#	Program Name	Undergrad	Masters	Doctoral	TOTAL
1	Liberal Arts	720	425	710	1,855
4	Teacher Education	2,735	706	512	3,953
8	Home Economics	303	0	0	303
5	Practice Teaching	99	0	0	99
18	Technology	60	192	0	252
TOTAL		3,917	1,323	1,222	6,462

9/2/2009

OFFICE space

EPSY-Educational Psychology

Type	Standard	Average Standard	DATA ENTRY			Hybrid* Standard
			Existing Average	Current Area	Rm Count	
Administrator-1	240	240.0	0.0			240.0
Administrator-2	180	187.0	187.0	187	1	187.0
Faculty-1	140	143.9	143.9	7,625	53	143.9
Faculty-2	140	140.0	0.0			140.0
Staff (Non-Classified)	130	64.0	64.0	64	1	130.0
Support (Classified)	110	263.0	263.0	263	1	263.0
Grad Asst Teaching	60	60.0	0.0			60.0
Grad Asst NonTeaching	60	44.1	44.1	4,365	33	60.0
Grad Asst Research	60	60.0	0.0			60.0
Research Asst	60	60.0	0.0			60.0
Student Staff	30	30.0	0.0			30.0
Other	65	65.0	0.0			65.0

*Maximum of Standard and Average. For other standard, use direct entry

College of Education & Human Development

9/2/2009

COMPUTED SPACE NEEDS

DRAFT

Fall 2008

Special Use Space

EPSY-Educational Psychology

		SQ FT			
Faculty & Staff	Area per			Total	
Headcount	Faculty/Staff	X		=	Area
Current	68		102		6,949

PROJECTED SPECIAL USE NEEDS **1,600 Additional**

TOTAL NEED **8,549** Square Feet

Additional Needs **1,600**

TYPE OF SPACE	AREA
Consultation and Testing Rooms	600
Computer Lab for individual study	1,000

College of Education & Human Development
Space Needs Assessment



Office of
Facilities Coordination

COMPUTED SPACE NEEDS


DRAFT

Fall 2008

Unit Summary

Exercise Physiology Needs projected separately

HLKN-Health & Kinesiology

 TYPE OF SPACE	Assignable Area			Actual of Computed	Headcount Personnel
	Actual	-	Computed NEED = Difference		
OFFICE					
Administrator-1	0		0	0	#N/A 0
Administrator-2	175		0	175	#N/A 0
Faculty-1	9,551		6,494	3,057	147.1% 34
Faculty-2	0		280	-280	0.0% 2
Staff (Non-Classified)	3,565		3,377	188	105.6% 18
Support (Classified)	3,540		2,574	966	137.5% 8
Grad Asst Teaching	251		0	251	#N/A 0
Grad Asst NonTeaching	5,478		2,364	3,114	231.7% 31
Grad Asst Research	220		0	220	#N/A 0
Research Asst	0		60	-60	0.0% 1
Student Staff	0		900	-900	0.0% 30
Other	0		0	0	#N/A 0
OFFICE SUBTOTAL	22,780		16,049	6,731	141.9%
Conference	1,050		1,080	-30	97.2%
Office Service	1,325		802	523	165.2%
Teaching Laboratory	588		563	25	104.4%
Research Laboratories	3,419		5,470	-2,051	62.5%
Special Use	32,718		45,568	-12,850	71.8%
GRAND TOTAL	61,880		69,532	-7,652	89.0% 124

Includes space assigned to Alcohol & Drug Education and Studies of Health Disparities

FCOR

9/2/2009

Including Classrooms	67,293
----------------------	--------

COMPUTED SPACE NEEDS

DRAFT

Office Standard Adjusted

Office Space

HLKN-Health & Kinesiology

POSITION	Headcount	x	Standard	=	SQUARE FEET
Administrator-1	0		240		0
Administrator-2	0		175	<	0
Faculty-1	34		191	<	6,494
Faculty-2	2		140		280
Staff (Non-Classified)	18		188	<	3,377
Support (Classified)	8		322	<	2,574
Grad Asst Teaching	0		60		0
Grad Asst NonTeaching	31		76	<	2,364
Grad Asst Research	0		60		0
Research Asst	1		60		60
Student Staff	30		30		900
Other	0		65		0
TOTAL	124		129		16,049

Conference Room	54	x	20		1,080
Office Service	16,049	x	5.0%		802

TEACHING LABORATORIES

	Contact Hours	WSCH per Station	Number of Stations	Square Feet per Station	Total
	11,260.7	20.0	563.0	1	563 SqFt

COMPUTED SPACE NEEDS

Fall 2008

Research Laboratories

HLKN-Health & Kinesiology

RESEARCH UNITS

POSITION	F.T.E. or Headcount	Weight Factor	RESEARCH UNITS
Undergraduate FTE Faculty	19.37 x	20%	3.88
Masters FTE Faculty	0.25 x	50%	0.12
PhD FTE Faculty	0.22 x	100%	0.22
Professional (Vet Med) Faculty	0.00 x	100%	0.00
Research FTE Faculty	6.45 x	100%	6.45
Research Staff	1.00 x	100%	1.00
Masters Students	2 47.00 x	20%	9.40
PhD Students	2 26.50 x	100%	26.50
TOTAL	100.79		47.56

Projected RESEARCH Space Need

(Includes Lab & Lab Service)

	RESEARCH UNITS	x	Area per Research Unit	=	Total
EXISTING			71.88		3,419
Projected	47.56		115.00		5,470

(1) = Headcount or (2) = FTE or ZERO (No Majors & No Semester Credit Hours)

Staff & Academic Data

HLKN-Health & Kinesiology

Personnel Type	Headcount	Full-Time-Equivalents	
		Teaching	Research
Administrator-1	0	0.00	0.00
Administrator-2	0	0.00	0.00
Faculty-1	34	19.84	6.45
Faculty-2	2	0.00	0.30
Staff (Non-Classified)	18		1.00

Fall 2008

Departmental Majors	Headcount
Masters	47
Doctoral	27

Laboratory Contact Hours	
Total:	11,260.7

22,521.3

CURRENT (Semester Credit Hours)

Fall 2008

#	Program Name	Undergrad	Masters	Doctoral	TOTAL
15	Health Services	10,684	99	27	10,810
14	Physical Training	7,871	0	0	7,871
4	Teacher Education	4,218	111	137	4,466
17	Business Admin.	5,417	87	0	5,504
5	Practice Teaching	1,454	0	0	1,454
TOTAL		29,644	297	164	30,104

9/2/2009

OFFICE space

HLKN-Health & Kinesiology

Type	Standard	Average Standard	DATA ENTRY			Hybrid* Standard
			Existing Average	Current Area	Rm Count	
Administrator-1	240	240.0	0.0			240.0
Administrator-2	180	175.0	175.0	175	1	180.0
Faculty-1	140	191.0	191.0	9,551	50	191.0
Faculty-2	140	140.0	0.0			140.0
Staff (Non-Classified)	130	187.6	187.6	3,565	19	187.6
Support (Classified)	110	321.8	321.8	3,540	11	321.8
Grad Asst Teaching	60	60.0	0.0			60.0
Grad Asst NonTeaching	60	76.3	76.3	5,949	26	76.3
Grad Asst Research	60	60.0	0.0			60.0
Research Asst	60	60.0	0.0			60.0
Student Staff	30	30.0	0.0			30.0
Other	65	65.0	0.0			65.0

*Maximum of Standard and Average. For other standard, use direct entry

COMPUTED SPACE NEEDS

DRAFT

Special Use Space

HLKN-Health & Kinesiology

SQ FT

Faculty & Staff Area per Total
Headcount × Faculty/Staff = Area

Current	54	606	32,718
---------	----	-----	--------

PROJECTED SPECIAL USE NEEDS **12,850 Additional**

TOTAL NEED **45,568** Square Feet

Additional Needs **12,850**

TYPE OF SPACE	AREA
Computer Lab for Individual Study	350
Office Storage	500
Gymnasium Space (2 @ 5,500 sf)	11,000
Gymnasium Service space (2 @ 500 sf)	1,000

College of Education & Human Development
Space Needs Assessment



Office of
Facilities Coordination


COMPUTED SPACE NEEDS

DRAFT

Fall 2008

Unit Summary

HLKN-Exercise Physiology

 TYPE OF SPACE	Assignable Area			Actual of Computed	Headcount Personnel
	Actual	-	Computed NEED =		
OFFICE					
Administrator-1	0		0	0	#N/A 0
Administrator-2	327		327	0	100.0% 1
Faculty-1	3,830		4,595	-765	83.3% 18
Faculty-2	0		0	0	#N/A 0
Staff (Non-Classified)	484		0	484	#N/A 0
Support (Classified)	525		0	525	#N/A 0
Grad Asst Teaching	0		0	0	#N/A 0
Grad Asst NonTeaching	2,633		2,370	263	111.1% 27
Grad Asst Research	0		0	0	#N/A 0
Research Asst	0		240	-240	0.0% 4
Student Staff	0		0	0	#N/A 0
Other	0		0	0	#N/A 0
OFFICE SUBTOTAL	7,799		7,532	267	103.5%
Conference	165		380	-215	43.4%
Office Service	252		377	-125	66.8%
Teaching Laboratory	0		563	-563	0.0%
Research Laboratories	7,262		18,628	-11,366	39.0%
Special Use	4,566		4,566	0	100.0%
GRAND TOTAL	20,044		32,046	-12,002	62.5% 50

FCOR

9/2/2009

COMPUTED SPACE NEEDS

DRAFT

Office Standard Adjusted

Office Space

HLKN-Exercise Physiology

POSITION	Headcount	x	Standard	=	SQUARE FEET
Administrator-1	0		240		0
Administrator-2	1		327 <		327
Faculty-1	18		255 <		4,595
Faculty-2	0		140		0
Staff (Non-Classified)	0		484 <		0
Support (Classified)	0		263 <		0
Grad Asst Teaching	0		60		0
Grad Asst NonTeaching	27		88 <		2,370
Grad Asst Research	0		60		0
Research Asst	4		60		240
Student Staff	0		30		0
Other	0		65		0
TOTAL	50		151		7,532

Conference Room	19	x	20		380
Office Service	7,532	x	5.0%		377

TEACHING LABORATORIES

			Square Feet per Station	Total
Contact Hours	11,260.7			
WSCH per Station	20.0			
Number of Stations	563.0	x	1	= 563 SqFt

COMPUTED SPACE NEEDS

Fall 2008

Research Laboratories

HLKN-Exercise Physiology

RESEARCH UNITS

POSITION	F.T.E. or Headcount	Weight Factor	RESEARCH UNITS
Undergraduate FTE Faculty	0.00 x	20%	0.00
Masters FTE Faculty	4.73 x	50%	2.36
PhD FTE Faculty	4.16 x	100%	4.16
Professional (Vet Med) Faculty	0.00 x	100%	0.00
Research FTE Faculty	7.25 x	100%	7.25
Research Staff	0.00 x	100%	0.00
Masters Students	2 47.00 x	20%	9.40
PhD Students	2 26.50 x	100%	26.50
TOTAL	89.64		49.67

Projected RESEARCH Space Need

(Includes Lab & Lab Service)

EXISTING	RESEARCH UNITS	x	Area per Research Unit	=	Total
EXISTING			146.19		7,262
Projected	49.67		375.00		18,628

(1) = Headcount or (2) = FTE or ZERO (No Majors & No Semester Credit Hours)

Staff & Academic Data

HLKN-Exercise Physiology

Personnel Type	Headcount	Full-Time-Equivalents	
		Teaching	Research
Administrator-1	0	0.00	0.00
Administrator-2	1	0.10	0.05
Faculty-1	18	8.80	7.20
Faculty-2	0	0.00	0.00
Staff (Non-Classified)	0		0.00

Fall 2008

Departmental Majors	Headcount
Masters	47
Doctoral	27

Laboratory Contact Hours	
Total:	11,260.7

CURRENT (Semester Credit Hours)

Assume 1/2 of HLKN Masters/PhD SCH

Fall 2008

#	Program Name	Undergrad	Masters	Doctoral	TOTAL
15	Health Services	0	50	13	63
14	Physical Training	0	0	0	0
4	Teacher Education	0	55	69	124
17	Business Admin.	0	44	0	44
5	Practice Teaching	0	0	0	0
TOTAL		0	148	82	230

9/2/2009

OFFICE space

HLKN-Exercise Physiology

Type	Standard	Average Standard	DATA ENTRY			Hybrid* Standard
			Existing Average	Current Area	Rm Count	
Administrator-1	240	240.0	0.0			240.0
Administrator-2	180	327.0	327.0	327	1	327.0
Faculty-1	140	255.3	255.3	3,830	15	255.3
Faculty-2	140	140.0	0.0			140.0
Staff (Non-Classified)	130	484.0	484.0	484	1	484.0
Support (Classified)	110	262.5	262.5	525	2	262.5
Grad Asst Teaching	60	60.0	0.0			60.0
Grad Asst NonTeaching	60	87.8	87.8	2,633	10	87.8
Grad Asst Research	60	60.0	0.0			60.0
Research Asst	60	60.0	0.0			60.0
Student Staff	30	30.0	0.0			30.0
Other	65	65.0	0.0			65.0

*Maximum of Standard and Average. For other standard, use direct entry

COMPUTED SPACE NEEDS

DRAFT

Special Use Space

HLKN-Exercise Physiology

SQ FT

Faculty & Staff Area per Total
Headcount × Faculty/Staff = Area

Current	19	240	4,566
---------	----	-----	-------

PROJECTED SPECIAL USE NEEDS **0 Additional**

TOTAL NEED **4,566** Square Feet

Additional Needs **0**

TYPE OF SPACE	AREA

College of Education & Human Development
Space Needs Assessment



Office of
Facilities Coordination


COMPUTED SPACE NEEDS

DRAFT

Fall 2008

Unit Summary

TLAC-Teaching, Learning & Culture

 DRAFT TYPE OF SPACE	Assignable Area			Actual of Computed	Headcount Personnel
	Actual	-	Computed NEED =		
OFFICE					
Administrator-1	0		0	0	#N/A 0
Administrator-2	285		285	0	100.0% 1
Faculty-1	7,780		6,744	1,036	115.4% 52
Faculty-2	0		2,100	-2,100	0.0% 15
Staff (Non-Classified)	2,646		2,368	278	111.7% 17
Support (Classified)	450		300	150	150.0% 2
Grad Asst Teaching	3,964		0	3,964	#N/A 0
Grad Asst NonTeaching	0		3,082	-3,082	0.0% 70
Grad Asst Research	0		0	0	#N/A 0
Research Asst	0		180	-180	0.0% 3
Student Staff	0		510	-510	0.0% 17
Other	0		0	0	#N/A 0
OFFICE SUBTOTAL	15,125		15,570	-445	97.1%
Conference	1,473		1,700	-227	86.6%
Office Service	182		778	-596	23.4%
Teaching Laboratory	480		480	0	100.0%
Research Laboratories	0		5,195	-5,195	0.0%
Special Use	4,625		4,625	0	100.0%
GRAND TOTAL	21,885		28,348	-6,463	77.2%

FCOR

9/2/2009

Including Classroom 26,566

COMPUTED SPACE NEEDS

DRAFT

Office Standard Adjusted

Office Space

TLAC-Teaching, Learning & Culture

POSITION	Headcount	x	Standard	=	SQUARE FEET
Administrator-1	0		240		0
Administrator-2	1		285 <		285
Faculty-1	52		130 <		6,744
Faculty-2	15		140		2,100
Staff (Non-Classified)	17		139 <		2,368
Support (Classified)	2		150 <		300
Grad Asst Teaching	0		60		0
Grad Asst NonTeaching	70		44 <		3,082
Grad Asst Research	0		60		0
Research Asst	3		60		180
Student Staff	17		30		510
Other	0		65		0
TOTAL	177		88		15,570

Conference Room	85	x	20		1,700
Office Service	15,570	x	5.0%		778

TEACHING LABORATORIES

	Contact Hours		Square Feet per Station	Total
	123.0			
	20.0			
	6.2	x	78	= 480 SqFt

COMPUTED SPACE NEEDS

Fall 2008

Research Laboratories

TLAC-Teaching, Learning & Culture

RESEARCH UNITS

POSITION	F.T.E. or Headcount	Weight Factor	RESEARCH UNITS
Undergraduate FTE Faculty	25.14 x	20%	5.03
Masters FTE Faculty	3.25 x	50%	1.62
PhD FTE Faculty	4.33 x	100%	4.33
Professional (Vet Med) Faculty	0.00 x	100%	0.00
Research FTE Faculty	12.55 x	100%	12.55
Research Staff	4.60 x	100%	4.60
Masters Students	2 238.00 x	20%	47.60
PhD Students	2 184.00 x	100%	184.00
TOTAL	471.88		259.74

Projected RESEARCH Space Need

(Includes Lab & Lab Service)

RESEARCH UNITS	x	Area per Research Unit	=	Total
EXISTING		0.00		0
Projecte 259.74		20.00		5,195

(1) = Headcount or (2) = FTE or ZERO (No Majors & No Semester Credit Hours)

Staff & Academic Data

TLAC-Teaching, Learning & Culture

Personnel Type	Headcount	Full-Time-Equivalents	
		Teaching	Research
Administrator-1	0	0.00	0.00
Administrator-2	1	0.10	0.05
Faculty-1	52	29.10	12.50
Faculty-2	15	3.50	0.00
Staff (Non-Classified)	17		4.60

Fall 2008

Departmental Majors	Headcount
Masters	238
Doctoral	184

Laboratory Contact Hours	
Total:	123.0

CURRENT (Semester Credit Hours)

Fall 2008

#	Program Name	Undergrad	Masters	Doctoral	TOTAL
1	Liberal Arts	1,548	33	15	1,596
2	Science	273	48	30	351
3	Fine Arts	507	0	0	507
4	Teacher Education	4,560	1,318	841	6,719
5	Practice Teaching	4,812	0	0	4,812
TOTAL		11,700	1,399	886	13,985

9/2/2009

OFFICE space

TLAC-Teaching, Learning & Culture

Type	Standard	Average Standard	DATA ENTRY			Hybrid* Standard
			Existing Average	Current Area	Rm Count	
Administrator-1	240	240.0	0.0			240.0
Administrator-2	180	285.0	285.0	285	1	285.0
Faculty-1	140	129.7	129.7	7,780	60	140.0
Faculty-2	140	140.0	0.0			140.0
Staff (Non-Classified)	130	139.3	139.3	2,646	19	139.3
Support (Classified)	110	150.0	150.0	450	3	150.0
Grad Asst Teaching	60	60.0	0.0			60.0
Grad Asst NonTeaching	60	44.0	44.0	3,964	30	60.0
Grad Asst Research	60	60.0	0.0			60.0
Research Asst	60	60.0	0.0			60.0
Student Staff	30	30.0	0.0			30.0
Other	65	65.0	0.0			65.0

*Maximum of Standard and Average. For other standard, use direct entry

COMPUTED SPACE NEEDS

DRAFT

Special Use Space

TLAC-Teaching, Learning & Culture

SQ FT

$$\text{Faculty \& Staff Headcount} \times \text{Area per Faculty/Staff} = \text{Total Area}$$

Current	85	54	4,625
---------	----	----	-------

PROJECTED SPECIAL USE NEEDS **0 Additional**

TOTAL NEED **4,625** Square Feet

Additional Needs **0**

TYPE OF SPACE	AREA

College of Education & Human Development
Space Needs Assessment



Office of
Facilities Coordination

College of Education & Human Development


COMPUTED SPACE NEEDS

DRAFT

Fall 2008

Unit Summary

HLKN-PEAP (Exercise)

 TYPE OF SPACE	Assignable Area			Actual of Computed	Headcount Personnel
	Actual	-	Computed NEED* =		
OFFICE					
Administrator-1	0		0	0	#N/A 0
Administrator-2	0		0	0	#N/A 0
Faculty-1	6,017		5,469	548	110.0% 30
Faculty-2	0		0	0	#N/A 0
Staff (Non-Classified)	502		126	377	400.0% 1
Support (Classified)	533		0	533	#N/A 0
Grad Asst Teaching	591		0	591	#N/A 0
Grad Asst NonTeaching	0		1,576	-1,576	0.0% 16
Grad Asst Research	0		0	0	#N/A 0
Research Asst	0		0	0	#N/A 0
Student Staff	0		0	0	#N/A 0
Other	0		0	0	#N/A 0
OFFICE SUBTOTAL	7,643		7,171	473	106.6%
Conference	20		620	-600	3.2%
Office Service	536		359	177	149.3%
Teaching Laboratory	0		0	0	#N/A
Research Laboratories	317		0	317	#N/A
Special Use*	72,878		84,093	-11,215	86.7%
GRAND TOTAL	81,394		92,243	-10,849	88.2%

*Need Assumes replacement of unusable Reed rooms: 401, 401A, 404, & 404A = 11,215sf

FCOR 9/2/2009

Including Classroom 81,739

COMPUTED SPACE NEEDS *DRAFT*

Office Standard Adjusted

Office Space

HLKN-PEAP (Exercise)

POSITION	Headcount	x	Standard	=	SQUARE FEET
Administrator-1	0		240		0
Administrator-2	0		180		0
Faculty-1	30		182 <		5,469
Faculty-2	0		140		0
Staff (Non-Classified)	1		126 <		126
Support (Classified)	0		267 <		0
Grad Asst Teaching	0		60		0
Grad Asst NonTeaching	16		99 <		1,576
Grad Asst Research	0		60		0
Research Asst	0		60		0
Student Staff	0		30		0
Other	0		65		0
TOTAL	47		153		7,171
Conference Room	31	x	20		620
Office Service	7,171	x	5.0%		359

TEACHING LABORATORIES

			Square Feet per Station	Total
Contact Hours	0.0			
WSCH per Station	20.0			
Number of Stations	0.0	x	16.5	= 0 SqFt

COMPUTED SPACE NEEDS

Fall 2008

Research Laboratories

HLKN-PEAP (Exercise)

RESEARCH UNITS

POSITION	F.T.E. or Headcount	Weight Factor	RESEARCH UNITS
Undergraduate FTE Faculty	0.00 x	20%	0.00
Masters FTE Faculty	0.00 x	50%	0.00
PhD FTE Faculty	0.00 x	100%	0.00
Professional (Vet Med) Faculty	0.00 x	100%	0.00
Research FTE Faculty	0.00 x	100%	0.00
Research Staff	0.00 x	100%	0.00
Masters Students	2 x	20%	0.00
PhD Students	2 x	100%	0.00
TOTAL	0.00		0.00

Projected RESEARCH Space Need

(Includes Lab & Lab Service)

RESEARCH UNITS	x	Area per Research Unit	=	Total
EXISTING		0.00		317
Project	0.00	20.00		0

(1) = Headcount or (2) = FTE or ZERO (No Majors & No Semester Credit Hours)



Staff & Academic Data

HLKN-PEAP (Exercise)

Personnel Type	Headcount	Full-Time-Equivalents		Fall 2008
		Teaching	Research	
Administrator-1	0	0.00	0.00	
Administrator-2	0	0.00	0.00	
Faculty-1	30	24.40	0.00	
Faculty-2	0	0.00	0.00	
Staff (Non-Classified)	1		0.00	

Departmental Majors	Headcount
Masters	
Doctoral	

Laboratory Contact Hours
Total:

CURRENT (Semester Credit Hours)

Fall 2008

#	Program Name	Undergrad	Masters	Doctoral	TOTAL
1	Liberal Arts	0	0	0	0
2	Science	0	0	0	0
3	Fine Arts	0	0	0	0
4	Teacher Education	0	0	0	0
5	Practice Teaching	0	0	0	0
TOTAL		0	0	0	0

9/2/2009

OFFICE space

HLKN-PEAP (Exercise)

Type	Standard	Average Standard	DATA ENTRY			Hybrid* Standard
			Existing Average	Current Area	Rm Count	
Administrator-1	240	240.0	0.0			240.0
Administrator-2	180	180.0	0.0			180.0
Faculty-1	140	182.3	182.3	6,017	33	182.3
Faculty-2	140	140.0	0.0			140.0
Staff (Non-Classified)	130	125.5	125.5	502	4	130.0
Support (Classified)	110	266.5	266.5	533	2	266.5
Grad Asst Teaching	60	60.0	0.0			60.0
Grad Asst NonTeaching	60	98.5	98.5	591	2	98.5
Grad Asst Research	60	60.0	0.0			60.0
Research Asst	60	60.0	0.0			60.0
Student Staff	30	30.0	0.0			30.0
Other	65	65.0	0.0			65.0

**Maximum of Standard and Average. For other standard, use direct entry*

College of Education & Human Development

COMPUTED SPACE NEEDS

DRAFT

9/2/2009

Special Use Space

HLKN-PEAP (Exercise)

	SQ FT		
Faculty & Staff Headcount	Area per Faculty/Staff		Total Area
Current	31	2351	72,878

PROJECTED SPECIAL USE NEEDS **11,215 Additional**

TOTAL NEED **84,093** Square Feet

Additional Needs 0 0 **11,215**

TYPE OF SPACE	Rms	Sqft/Room	AREA
Gymnasium Replacement for Read rooms:			
401			5,572
401A			39
404			5,537
404A			67

SPACE INVENTORY SUMMARY

Existing Average Office

College of Education & Human Development Space Needs Assessment



Office of
Facilities Coordination

Space Inventory by Use

Fall 2008

MajorOrg Assigned Dept	SNAPS Room Type	SF	Rm Count	Average
Dean-Education		90,432	539	167.8
6500-DEAN-COLLEGE OF EDUCATION		9,131	58	157.4
	Administrator	1,897	8	237.1
	Faculty	737	4	184.3
	Grad Asst	1,034	8	129.3
	Staff (Non-Classified)	4,840	34	142.4
	Support (Classified)	623	4	155.8
6520-TEACHING, LEARNING, & CULTURE		15,125	113	133.8
	Administrator	285	1	285.0
	Faculty	7,780	60	129.7
	Grad Asst	3,964	30	132.1
	Staff (Non-Classified)	2,646	19	139.3
	Support (Classified)	450	3	150.0
6530-ED ADMIN & HUMAN RESOURCE DEVEL		9,278	64	145.0
	Administrator	181	1	181.0
	Faculty	4,649	35	132.8
	Grad Asst	2,511	17	147.7
	Staff (Non-Classified)	1,351	9	150.1
	Support (Classified)	586	2	293.0
6531-TEXAS CENTER FOR ADULT LITERACY AND LEARNING		2,711	10	271.1
	Faculty	143	1	143.0
	Grad Asst	249	1	249.0
	Staff (Non-Classified)	2,319	8	289.9
6540-EDUCATIONAL PSYCHOLOGY		15,892	116	137.0
	Administrator	187	1	187.0
	Faculty	7,625	53	143.9
	Grad Asst	4,292	32	134.1
	Other Office	64	1	64.0
	Staff (Non-Classified)	3,461	28	123.6
	Support (Classified)	263	1	263.0
6541-COUNSELING/ASSESSMENT CLINIC		73	1	73.0
	Grad Asst	73	1	73.0
6550-HEALTH & KINESIOLOGY EDUCATION		21,274	99	214.9
	Administrator	175	1	175.0
	Faculty	9,072	48	189.0
	Grad Asst	5,478	23	238.2
	Staff (Non-Classified)	3,268	17	192.2
	Support (Classified)	3,281	10	328.1
6550-HLKN: Exercise Physiology (EXPH)		7,799	29	268.9
	Administrator	327	1	327.0
	Faculty	3,830	15	255.3
	Grad Asst	2,633	10	263.3
	Staff (Non-Classified)	484	1	484.0
	Support (Classified)	525	2	262.5
6550-HLKN: Physical Education (PEAP)		7,643	41	186.4
	Faculty	6,017	33	182.3
	Grad Asst	591	2	295.5
	Staff (Non-Classified)	502	4	125.5
	Support (Classified)	533	2	266.5
6551-CENTER FOR ALCOHOL AND DRUG EDUCATION STUDIES		458	2	229.0
	Faculty	207	1	207.0
	Grad Asst	251	1	251.0
6552-CENTER FOR STUDIES OF HEALTH DISPARITIES		1,048	6	174.7
	Faculty	272	1	272.0
	Grad Asst	220	2	110.0
	Staff (Non-Classified)	297	2	148.5
	Support (Classified)	259	1	259.0
Grand Total		90,432	539	167.8

Space Inventory by Use

Fall 2008

by Building

MajorOrg/ Assigned Dept	BldgName	SNAPS Room Type	SF	Rm Count	Average
Dean-Education			90,432	539	167.8
6500-DEAN-COLLEGE OF EDUCATION			9,131	58	157.4
BELL BUILDING			910	5	182.0
		Administrator	297	1	297.0
		Staff (Non-Classified)	503	3	167.7
		Support (Classified)	110	1	110.0
HARRINGTON EDUCATION CENTER OFFICE TOWER			6,438	42	153.3
		Administrator	1,127	5	225.4
		Faculty	737	4	184.3
		Grad Asst	889	7	127.0
		Staff (Non-Classified)	3,172	23	137.9
		Support (Classified)	513	3	171.0
HEATON HALL			1,783	11	162.1
		Administrator	473	2	236.5
		Grad Asst	145	1	145.0
		Staff (Non-Classified)	1,165	8	145.6
6520-TEACHING, LEARNING, & CULTURE			15,125	113	133.8
HARRINGTON EDUCATION CENTER OFFICE TOWER			13,290	100	132.9
		Administrator	285	1	285.0
		Faculty	7,780	60	129.7
		Grad Asst	3,802	29	131.1
		Staff (Non-Classified)	1,086	8	135.8
		Support (Classified)	337	2	168.5
HEATON HALL			1,835	13	141.2
		Grad Asst	162	1	162.0
		Staff (Non-Classified)	1,560	11	141.8
		Support (Classified)	113	1	113.0
6530-ED ADMIN & HUMAN RESOURCE DEVEL			9,278	64	145.0
HARRINGTON EDUCATION CENTER OFFICE TOWER			8,589	60	143.2
		Administrator	181	1	181.0
		Faculty	4,649	35	132.8
		Grad Asst	2,299	16	143.7
		Staff (Non-Classified)	874	6	145.7
		Support (Classified)	586	2	293.0
HEATON HALL			689	4	172.3
		Grad Asst	212	1	212.0
		Staff (Non-Classified)	477	3	159.0
6531-TEXAS CENTER FOR ADULT LITERACY AND LEARNING			2,711	10	271.1
TEEX OFFICE BUILDING			2,711	10	271.1
		Faculty	143	1	143.0
		Grad Asst	249	1	249.0
		Staff (Non-Classified)	2,319	8	289.9

Space Inventory by Use

Fall 2008

by Building

MajorOrg	Assigned Dept	BldgName	SNAPS Room Type	SF	Rm Count	Average
Dean-Educ	6540-EDUCATIONAL PSYCHOLOGY			15,892	116	137.0
		3400 TEXAS (FAMILY HEALTH CTR)		252	2	126.0
			Faculty	126	1	126.0
			Grad Asst	126	1	126.0
		HARRINGTON EDUCATION CENTER OFFICE TOWER		15,640	114	137.2
			Administrator	187	1	187.0
			Faculty	7,499	52	144.2
			Grad Asst	4,166	31	134.4
			Other Office	64	1	64.0
			Staff (Non-Classified)	3,461	28	123.6
			Support (Classified)	263	1	263.0
	6541-COUNSELING/ASSESSMENT CLINIC			73	1	73.0
		HEATON HALL		73	1	73.0
			Grad Asst	73	1	73.0
	6550-HEALTH & KINESIOLOGY EDUCATION			21,274	99	214.9
		BELL BUILDING		8,088	42	192.6
			Administrator	175	1	175.0
			Faculty	3,080	17	181.2
			Grad Asst	3,322	17	195.4
			Staff (Non-Classified)	851	5	170.2
			Support (Classified)	660	2	330.0
		G. ROLLIE WHITE COLISEUM		6,246	22	283.9
			Faculty	2,564	13	197.2
			Grad Asst	2,016	5	403.2
			Staff (Non-Classified)	1,116	2	558.0
			Support (Classified)	550	2	275.0
		READ BUILDING		6,940	35	198.3
			Faculty	3,428	18	190.4
			Grad Asst	140	1	140.0
			Staff (Non-Classified)	1,301	10	130.1
			Support (Classified)	2,071	6	345.2
	6550-HLKN: Exercise Physiology (EXPH)			7,799	29	268.9
		HEEP LABORATORY BUILDING		1,369	6	228.2
			Faculty	222	2	111.0
			Grad Asst	663	3	221.0
			Staff (Non-Classified)	484	1	484.0
		READ BUILDING		5,485	19	288.7
			Administrator	327	1	327.0
			Faculty	3,208	11	291.6
			Grad Asst	1,665	6	277.5
			Support (Classified)	285	1	285.0
		STEED RESEARCH & CONDITIONING LAB		945	4	236.3
			Faculty	400	2	200.0
			Grad Asst	305	1	305.0
			Support (Classified)	240	1	240.0

Space Inventory by Use

Fall 2008

by Building

MajorOrg	Assigned Dept	BldgName	SNAPS Room Type	SF	Rm Count	Average
Dean-Educ	6550-HLKN: Physical Education (PEAP)			7,643	41	186.4
		G. ROLLIE WHITE COLISEUM		6,657	38	175.2
			Faculty	5,472	32	171.0
			Grad Asst	267	1	267.0
			Staff (Non-Classified)	385	3	128.3
			Support (Classified)	533	2	266.5
		READ BUILDING		324	1	324.0
			Grad Asst	324	1	324.0
		SMITH TENNIS CENTER		117	1	117.0
			Staff (Non-Classified)	117	1	117.0
		WEST CAMPUS TENNIS CENTER		545	1	545.0
			Faculty	545	1	545.0
		6551-CENTER FOR ALCOHOL AND DRUG EDUCATION STUDIES		458	2	229.0
		G. ROLLIE WHITE COLISEUM		458	2	229.0
			Faculty	207	1	207.0
			Grad Asst	251	1	251.0
		6552-CENTER FOR STUDIES OF HEALTH DISPARITIES		1,048	6	174.7
		HARRINGTON EDUCATION CENTER OFFICE TOWER		1,048	6	174.7
			Faculty	272	1	272.0
			Grad Asst	220	2	110.0
			Staff (Non-Classified)	297	2	148.5
			Support (Classified)	259	1	259.0
Grand Total				90,432	539	167.8

DRAFT

Texas A&M University

Council on the Built Environment

Space Needs Assessment

Office Planning Standard Applied

College of

Education & Human Development



Printed
9/1/2009

College of Education & Human Development
Space Needs Assessment



Office of
Facilities Coordination


COMPUTED SPACE NEEDS

DRAFT

Fall 2008

Summary By Unit

College of Education & Human Development

 Department/User Name	Assignable Area			Actual of Computed	Headcount Personnel
	CURRENT Area -	Computed NEED =	Difference		
1 Dean-CEHD	19,738	18,348	1,390		64
2 EAHR-Ed Adm & Human Resource Dev	16,666	17,364	-698		89
3 EPSY-Educational Psychology	25,278	33,493	-8,215		160
4 HLKN-Health & Kinesiology	61,880	64,315	-2,435		124
5 HLKN-Exercise Physiology	20,044	28,925	-8,881		50
6 TLAC-Teaching, Learning & Culture	21,885	29,724	-7,839		177
7 HLKN-PEAP (Exercise)	81,394	90,268	-8,874		47
8 _____	0	0	0		0
9 _____	0	0	0		0
10 _____	0	0	0		0
11 _____	0	0	0		0
12 _____	0	0	0		0
13 _____	0	0	0		0
14 _____	0	0	0		0
15 _____	0	0	0		0
16 _____	0	0	0		0
17 _____	0	0	0		0
Total	246,885	282,436	-35,551	87.4%	711
Adjustments					
Less:	0	0	0		0
Less:	0	0			0
Adjusted Total	246,885	282,436	-35,551		711

DRAFT

Summary By Type of Space

TYPE OF SPACE	Assignable Area			Actual of Computed	Headcount Personnel
	Actual -	Computed NEED =	Difference		
OFFICE					
Administrator-1	1,897	1,200	697	158.1%	5
Administrator-2	1,155	1,440	-285	80.2%	8
Faculty-1	40,332	29,820	10,512	135.3%	213
Faculty-2	0	2,520	-2,520	0.0%	18
Staff (Non-Classified)	19,168	13,130	6,038	146.0%	101
Support (Classified)	6,520	1,870	4,650	348.7%	17
Grad Asst Teaching	4,879	4,980	-101	98.0%	83
Grad Asst NonTeaching	15,163	2,100	13,063	722.0%	35
Grad Asst Research	1,254	8,220	-6,966	15.3%	137
Research Asst	0	840	-840	0.0%	14
Student Staff	0	2,400	-2,400	0.0%	80
Other	64	0	64	#N/A	0
OFFICE SUBTOTAL	90,432	68,520	21,912	132.0%	
Conference	6,674	6,900	-226	96.7%	
Office Service	3,345	3,427	-82	97.6%	
Teaching Laboratory	1,068	2,700	-1,632	39.6%	
Research Laboratories	11,273	39,131	-27,858	28.8%	
Special Use	134,093	161,758	-27,665	82.9%	
GRAND TOTAL	246,885	282,436	-35,551	87.4%	711

FCOR

9/2/2009

Total Actual Excludes: Distance Learning (18,969 sf), Classrooms, & Unusable Read rooms. (11,215 sf)

College of Education & Human Development
Space Needs Assessment



Office of
Facilities Coordination


COMPUTED SPACE NEEDS

DRAFT

Fall 2008

Unit Summary

Dean-CEHD

 TYPE OF SPACE	Assignable Area			Actual of Computed	Headcount Personnel
	Actual	-	Computed NEED = Difference		
OFFICE					
Administrator-1	1,897		1,200 697	158.1%	5
Administrator-2	0		540 -540	0.0%	3
Faculty-1	737		140 597	526.4%	1
Faculty-2	0		0	#N/A	0
Staff (Non-Classified)	4,840		4,340 500	111.5%	31
Support (Classified)	623		220 403	283.2%	2
Grad Asst Teaching	0		0	#N/A	0
Grad Asst NonTeaching	0		0	#N/A	0
Grad Asst Research	1,034		420 614	246.2%	7
Research Asst	0		0	#N/A	0
Student Staff	0		450 -450	0.0%	15
Other	0		0	#N/A	0
OFFICE SUBTOTAL	9,131		7,310 1,821	124.9%	
Conference	2,036		800 1,236	254.5%	
Office Service	391		366 25	106.8%	
Teaching Laboratory	0		0	#N/A	
Research Laboratories	0		18 -18	0.0%	
Special Use	8,180		10,180 -2,000	80.4%	
GRAND TOTAL	19,738		18,674 1,064	105.7%	64

COMPUTED SPACE NEEDS

DRAFT

Office Space

Dean-CEHD

POSITION	Headcount	x	Standard	=	SQUARE FEET
Administrator-1	5		240		1,200
Administrator-2	3		180		540
Faculty-1	1		140		140
Faculty-2	0		140		0
Staff (Non-Classified)	31		140		4,340
Support (Classified)	2		110		220
Grad Asst Teaching	0		60		0
Grad Asst NonTeaching	0		60		0
Grad Asst Research	7		60		420
Research Asst	0		60		0
Student Staff	15		30		450
Other	0		65		0
TOTAL	64		114.2		7,310

Conference Room	40	x	20		800
Office Service	7,310	x	5.0%		366

TEACHING LABORATORIES

			Square Feet per Station	Total
Contact Hours	0.0			
WSCH per Station	20.0			
Number of Stations	0.0	x	66	= 0 SqFt

COMPUTED SPACE NEEDS

Fall 2008

Research Laboratories

Dean-CEHD

RESEARCH UNITS

POSITION	F.T.E. or Headcount	Weight Factor	RESEARCH UNITS
Undergraduate FTE Faculty	0.90 x	20%	0.18
Masters FTE Faculty	0.00 x	50%	0.00
PhD FTE Faculty	0.00 x	100%	0.00
Professional (Vet Med) Faculty	0.00 x	100%	0.00
Research FTE Faculty	0.00 x	100%	0.00
Research Staff	2.25 x	100%	2.25
Masters Students	2 0.00 x	20%	0.00
PhD Students	2 0.00 x	100%	0.00
TOTAL	3.15		2.43

Projected RESEARCH Space Need

(Includes Lab & Lab Service)

	RESEARCH UNITS	x	Area per Research Unit	=	Total
EXISTING			0.00		0
Projecte	2.43		7.50		18

(1) = Headcount or (2) = FTE or ZERO (No Majors & No Semester Credit Hours)

COMPUTED SPACE NEEDS

DRAFT

9/1/2009

Special Use Space

Dean-CEHD

	SQ FT		
Faculty & Staff <u>Headcount</u>	Area per <u>Faculty/Staff</u>		Total <u>Area</u>
Current	40	205	8,180
PROJECTED SPECIAL USE NEEDS			2,000 Additional
TOTAL NEED			10,180 Square Feet

Special Use Space	2,000
<u>TYPE OF SPACE</u>	<u>AREA</u>
Lounge/Lobby	2,000

College of Education & Human Development
Space Needs Assessment



Office of
Facilities Coordination

College of Education & Human Development


COMPUTED SPACE NEEDS

DRAFT

Fall 2008

Unit Summary

EAHR-Ed Adm & Human Resource Dev

 TYPE OF SPACE	Assignable Area			Actual of Computed	Headcount Personnel
	Actual	-	Computed NEED = Difference		
OFFICE					
Administrator-1	0		0	0	#N/A
Administrator-2	181		360	-179	50.3%
Faculty-1	4,792		4,340	452	110.4%
Faculty-2	0		0	0	#N/A
Staff (Non-Classified)	3,670		1,950	1,720	188.2%
Support (Classified)	586		440	146	133.2%
Grad Asst Teaching	0		60	-60	0.0%
Grad Asst NonTeaching	2,760		0	2,760	#N/A
Grad Asst Research	0		1,680	-1,680	0.0%
Research Asst	0		60	-60	0.0%
Student Staff	0		210	-210	0.0%
Other	0		0	0	#N/A
OFFICE SUBTOTAL	11,989		9,100	2,889	131.7%
Conference	121		960	-839	12.6%
Office Service	104		455	-351	22.9%
Teaching Laboratory	0		0	0	#N/A
Research Laboratories	275		2,672	-2,397	10.3%
Special Use	4,177		4,177	0	100.0%
GRAND TOTAL	16,666		17,364	-698	96.0%

Includes current space in use by the TX Center for Adult Literacy & Learning

FCOR

9/1/2009

Including Classroom 17,466

COMPUTED SPACE NEEDS

DRAFT

9/1/2009

Office Space

EAHR-Ed Adm & Human Resource Dev

POSITION	Headcount	x	Standard	=	SQUARE FEET
Administrator-1	0		240		0
Administrator-2	2		180		360
Faculty-1	31		140		4,340
Faculty-2	0		140		0
Staff (Non-Classified)	15		130		1,950
Support (Classified)	4		110		440
Grad Asst Teaching	1		60		60
Grad Asst NonTeaching	0		60		0
Grad Asst Research	28		60		1,680
Research Asst	1		60		60
Student Staff	7		30		210
Other	0		65		0
TOTAL	89		102		9,100

Conference Room	48	x	20		960
Office Service	9,100	x	5.0%		455

TEACHING LABORATORIES

			Square Feet per Station	Total
Contact Hours	0.0			
WSCH per Station	20.0			
Number of Stations	0.0	x	16.5	= 0 SqFt

COMPUTED SPACE NEEDS

Fall 2008

Research Laboratories

EAHR-Ed Adm & Human Resource Dev

RESEARCH UNITS

POSITION	F.T.E. or Headcount	Weight Factor	RESEARCH UNITS
Undergraduate FTE Faculty	4.42 x	20%	0.88
Masters FTE Faculty	3.35 x	50%	1.67
PhD FTE Faculty	7.71 x	100%	7.71
Professional (Vet Med) Faculty	0.00 x	100%	0.00
Research FTE Faculty	8.03 x	100%	8.03
Research Staff	10.00 x	100%	10.00
Masters Students	2 190.00 x	20%	38.00
PhD Students	2 290.00 x	100%	290.00
TOTAL	513.51		356.30

Projected RESEARCH Space Need

(Includes Lab & Lab Service)

	RESEARCH UNITS	x	Area per Research Unit	=	Total
EXISTING			0.77		275
Projected	356.30		7.50		2,672

(1) = Headcount or (2) = FTE or ZERO (No Majors & No Semester Credit Hours)



Staff & Academic Data

EAHR-Ed Adm & Human Resource Dev

Fall 2008

Personnel Type	Headcount	Full-Time-Equivalents	
		Teaching	Research
Administrator-1	0		
Administrator-2	2	0.10	0.05
Faculty-1	31	13.63	7.98
Faculty-2	0 ??	1.75	
Staff (Non-Classified)	15		10.00

Departmental Majors	Headcount
Masters	190
Doctoral	290

Laboratory Contact Hours	
Total:	

CURRENT (Semester Credit Hours)

Fall 2008

#	Program Name	Undergrad	Masters	Doctoral	TOTAL
1	Liberal Arts	129	90	24	243
4	Teacher Education	1,126	1,170	1,253	3,549
7	Engineering	60	0	0	60
17	Business Admin.	1,356	6	69	1,431
19		0	0	0	0
TOTAL		2,671	1,266	1,346	5,283

9/1/2009

COMPUTED SPACE NEEDS

DRAFT

9/1/2009

Special Use Space

EAHR-Ed Adm & Human Resource Dev

		SQ FT	
Faculty & Staff	Area per		Total
<u>Headcount</u>	× <u>Faculty/Staff</u>	=	<u>Area</u>
Current	48	87	4,177

PROJECTED SPECIAL USE NEEDS **0 Additional**

TOTAL NEED **4,177** Square Feet

Additional Needs **0**

<u>TYPE OF SPACE</u>	<u>AREA</u>
_____	_____
_____	_____
_____	_____
_____	_____
_____	_____
_____	_____
_____	_____
_____	_____

College of Education & Human Development
Space Needs Assessment



Office of
Facilities Coordination


COMPUTED SPACE NEEDS

DRAFT

Fall 2008

Unit Summary

EPsy-Educational Psychology

 TYPE OF SPACE	Assignable Area			Actual of Computed	Headcount Personnel
	Actual	-	Computed NEED =		
OFFICE					
Administrator-1	0		0	0	#N/A 0
Administrator-2	187		180	7	103.9% 1
Faculty-1	7,625		6,580	1,045	115.9% 47
Faculty-2	0		140	-140	0.0% 1
Staff (Non-Classified)	3,461		2,470	991	140.1% 19
Support (Classified)	263		110	153	239.1% 1
Grad Asst Teaching	73		600	-527	12.2% 10
Grad Asst NonTeaching	4,292		600	3,692	715.3% 10
Grad Asst Research	0		3,300	-3,300	0.0% 55
Research Asst	0		300	-300	0.0% 5
Student Staff	0		330	-330	0.0% 11
Other	64		0	64	#N/A 0
OFFICE SUBTOTAL	15,965		14,610	1,355	109.3%
Conference	1,809		1,360	449	133.0%
Office Service	555		731	-176	75.9%
Teaching Laboratory	0		1,094	-1,094	0.0%
Research Laboratories	0		7,149	-7,149	0.0%
Special Use	6,949		8,549	-1,600	81.3%
GRAND TOTAL	25,278		33,493	-8,215	75.5% 160

Includes current space for the Counseling/Assessment Clinic

FCOR

9/1/2009

Including Classroom 25,669

College of Education & Human Development

Fall 2008

COMPUTED SPACE NEEDS

DRAFT

9/1/2009

Office Space

EPSY-Educational Psychology

POSITION	Headcount	x	Standard	=	SQUARE FEET
Administrator-1	0		240		0
Administrator-2	1		180		180
Faculty-1	47		140		6,580
Faculty-2	1		140		140
Staff (Non-Classified)	19		130		2,470
Support (Classified)	1		110		110
Grad Asst Teaching	10		60		600
Grad Asst NonTeaching	10		60		600
Grad Asst Research	55		60		3,300
Research Asst	5		60		300
Student Staff	11		30		330
Other	0		65		0
TOTAL	160		91		14,610

Conference Room	68	x	20		1,360
Office Service	14,610	x	5.0%		731

TEACHING LABORATORIES

	Contact Hours	WSCH per Station	Number of Stations	Square Feet per Station	Total
	352.8	20.0	17.6 x	62	1,094 SqFt
					0.0

COMPUTED SPACE NEEDS

Fall 2008

Research Laboratories

EPSY-Educational Psychology

RESEARCH UNITS

POSITION	F.T.E. or Headcount	Weight Factor	RESEARCH UNITS
Undergraduate FTE Faculty	9.32 x	20%	1.86
Masters FTE Faculty	5.53 x	50%	2.77
PhD FTE Faculty	10.21 x	100%	10.21
Professional (Vet Med) Faculty	0.00 x	100%	0.00
Research FTE Faculty	16.35 x	100%	16.35
Research Staff	15.70 x	100%	15.70
Masters Students	2 147.00 x	20%	29.40
PhD Students	2 162.00 x	100%	162.00
TOTAL	366.11		238.29

Projected RESEARCH Space Need

(Includes Lab & Lab Service)

RESEARCH UNITS	x	Area per Research Unit	=	Total
EXISTING		0.00		0
Projecte	238.29	30.00		7,149

(1) = Headcount or (2) = FTE or ZERO (No Majors & No Semester Credit Hours)



Staff & Academic Data

EPSY-Educational Psychology

Fall 2008

Personnel Type	Headcount	Full-Time-Equivalents	
		Teaching	Research
Administrator-1	0	0.00	0.00
Administrator-2	1	0.10	0.05
Faculty-1	47	22.45	16.30
Faculty-2	1 ??	2.50	0.20
Staff (Non-Classified)	19		15.70

Departmental Majors	Headcount
Masters	147
Doctoral	162

Laboratory Contact Hours	
Total:	352.8

CURRENT (Semester Credit Hours)

Fall 2008

#	Program Name	Undergrad	Masters	Doctoral	TOTAL
1	Liberal Arts	720	425	710	1,855
4	Teacher Education	2,735	706	512	3,953
8	Home Economics	303	0	0	303
5	Practice Teaching	99	0	0	99
18	Technology	60	192	0	252
TOTAL		3,917	1,323	1,222	6,462

9/1/2009

COMPUTED SPACE NEEDS

DRAFT

Special Use Space

EPSY-Educational Psychology

		SQ FT	
Faculty & Staff	Area per		Total
<u>Headcount</u>	× <u>Faculty/Staff</u>	=	<u>Area</u>
Current	68	102	6,949

PROJECTED SPECIAL USE NEEDS **1,600 Additional**

TOTAL NEED **8,549** Square Feet

Additional Needs **1,600**

<u>TYPE OF SPACE</u>	<u>AREA</u>
Consultation and Testing Rooms	600
Computer Lab for individual study	1,000

College of Education & Human Development
Space Needs Assessment



Office of
Facilities Coordination

COMPUTED SPACE NEEDS


DRAFT

Fall 2008

Unit Summary

Exercise Physiology Needs projected separately

HLKN-Health & Kinesiology

 TYPE OF SPACE	Assignable Area			Actual of Computed	Headcount Personnel
	Actual	-	Computed NEED =		
OFFICE					
Administrator-1	0		0	0	#N/A
Administrator-2	175		0	175	#N/A
Faculty-1	9,551		4,760	4,791	200.7%
Faculty-2	0		280	-280	0.0%
Staff (Non-Classified)	3,565		2,340	1,225	152.4%
Support (Classified)	3,540		880	2,660	402.3%
Grad Asst Teaching	251		1,140	-889	22.0%
Grad Asst NonTeaching	5,478		120	5,358	4565.0%
Grad Asst Research	220		600	-380	36.7%
Research Asst	0		60	-60	0.0%
Student Staff	0		900	-900	0.0%
Other	0		0	0	#N/A
OFFICE SUBTOTAL	22,780		11,080	11,700	205.6%
Conference	1,050		1,080	-30	97.2%
Office Service	1,325		554	771	239.2%
Teaching Laboratory	588		563	25	104.4%
Research Laboratories	3,419		5,470	-2,051	62.5%
Special Use	32,718		45,568	-12,850	71.8%
GRAND TOTAL	61,880		64,315	-2,435	96.2%

Includes space assigned to Alcohol & Drug Education and Studies of Health Disparities

FCOR

9/2/2009

Including Classrooms	67,293
----------------------	--------

COMPUTED SPACE NEEDS

DRAFT

Office Space

HLKN-Health & Kinesiology

POSITION	Headcount	x	Standard	=	SQUARE FEET
Administrator-1	0		240		0
Administrator-2	0		180		0
Faculty-1	34		140		4,760
Faculty-2	2		140		280
Staff (Non-Classified)	18		130		2,340
Support (Classified)	8		110		880
Grad Asst Teaching	19		60		1,140
Grad Asst NonTeaching	2		60		120
Grad Asst Research	10		60		600
Research Asst	1		60		60
Student Staff	30		30		900
Other	0		65		0
TOTAL	124		89		11,080

Conference Room	54	x	20		1,080
Office Service	11,080	x	5.0%		554

TEACHING LABORATORIES

	Contact Hours	WSCH per Station	Number of Stations	Square Feet per Station	Total
	11,260.7	20.0	563.0	1	563 SqFt

COMPUTED SPACE NEEDS

Fall 2008

Research Laboratories

HLKN-Health & Kinesiology

RESEARCH UNITS

POSITION	F.T.E. or Headcount	Weight Factor	RESEARCH UNITS
Undergraduate FTE Faculty	19.37 x	20%	3.88
Masters FTE Faculty	0.25 x	50%	0.12
PhD FTE Faculty	0.22 x	100%	0.22
Professional (Vet Med) Faculty	0.00 x	100%	0.00
Research FTE Faculty	6.45 x	100%	6.45
Research Staff	1.00 x	100%	1.00
Masters Students	2 47.00 x	20%	9.40
PhD Students	2 26.50 x	100%	26.50
TOTAL	100.79		47.56

Projected RESEARCH Space Need

(Includes Lab & Lab Service)

	RESEARCH UNITS	x	Area per Research Unit	=	Total
EXISTING			71.88		3,419
Projected	47.56		115.00		5,470

(1) = Headcount or (2) = FTE or ZERO (No Majors & No Semester Credit Hours)

Staff & Academic Data

HLKN-Health & Kinesiology

Fall 2008

Personnel Type	Headcount	Full-Time-Equivalents	
		Teaching	Research
Administrator-1	0	0.00	0.00
Administrator-2	0	0.00	0.00
Faculty-1	34	19.84	6.45
Faculty-2	2	0.00	0.30
Staff (Non-Classified)	18		1.00

Departmental Majors	Headcount
Masters	47
Doctoral	27

Laboratory Contact Hours	
Total:	11,260.7

22,521.3

CURRENT (Semester Credit Hours)

Fall 2008

#	Program Name	Undergrad	Masters	Doctoral	TOTAL
15	Health Services	10,684	99	27	10,810
14	Physical Training	7,871	0	0	7,871
4	Teacher Education	4,218	111	137	4,466
17	Business Admin.	5,417	87	0	5,504
5	Practice Teaching	1,454	0	0	1,454
TOTAL		29,644	297	164	30,104

9/2/2009

COMPUTED SPACE NEEDS

DRAFT

9/2/2009

Special Use Space

HLKN-Health & Kinesiology

SQ FT

$$\text{Faculty \& Staff Headcount} \times \text{Area per Faculty/Staff} = \text{Total Area}$$

Current	54	606	32,718
---------	----	-----	--------

PROJECTED SPECIAL USE NEEDS **12,850 Additional**

TOTAL NEED **45,568** Square Feet

Additional Needs **12,850**

TYPE OF SPACE	AREA
Computer Lab for Individual Study	350
Office Storage	500
Gymnasium Space (2 @ 5,500 sf)	11,000
Gymnasium Service space (2 @ 500 sf)	1,000

College of Education & Human Development
Space Needs Assessment



Office of
Facilities Coordination


COMPUTED SPACE NEEDS

DRAFT

Fall 2008

Unit Summary

HLKN-Exercise Physiology

 TYPE OF SPACE	Assignable Area			Actual of Computed	Headcount Personnel
	Actual	-	Computed NEED =		
OFFICE					
Administrator-1	0		0	0	#N/A 0
Administrator-2	327		180	147	181.7% 1
Faculty-1	3,830		2,520	1,310	152.0% 18
Faculty-2	0		0	0	#N/A 0
Staff (Non-Classified)	484		0	484	#N/A 0
Support (Classified)	525		0	525	#N/A 0
Grad Asst Teaching	0		360	-360	0.0% 6
Grad Asst NonTeaching	2,633		120	2,513	2194.2% 2
Grad Asst Research	0		1,140	-1,140	0.0% 19
Research Asst	0		240	-240	0.0% 4
Student Staff	0		0	0	#N/A 0
Other	0		0	0	#N/A 0
OFFICE SUBTOTAL	7,799		4,560	3,239	171.0%
Conference	165		380	-215	43.4%
Office Service	252		228	24	110.5%
Teaching Laboratory	0		563	-563	0.0%
Research Laboratories	7,262		18,628	-11,366	39.0%
Special Use	4,566		4,566	0	100.0%
GRAND TOTAL	20,044		28,925	-8,881	69.3% 50

FCOR

9/1/2009

COMPUTED SPACE NEEDS

DRAFT

9/1/2009

Office Space

HLKN-Exercise Physiology

POSITION	Headcount	x	Standard	=	SQUARE FEET
Administrator-1	0		240		0
Administrator-2	1		180		180
Faculty-1	18		140		2,520
Faculty-2	0		140		0
Staff (Non-Classified)	0		130		0
Support (Classified)	0		110		0
Grad Asst Teaching	6		60		360
Grad Asst NonTeaching	2		60		120
Grad Asst Research	19		60		1,140
Research Asst	4		60		240
Student Staff	0		30		0
Other	0		65		0
TOTAL	50		91		4,560

Conference Room	19 x	20	380
Office Service	4,560 x	5.0%	228

TEACHING LABORATORIES

	Contact Hours	WSCH per Station	Number of Stations	Square Feet per Station	Total
	11,260.7	20.0	563.0 x	1	= 563 SqFt

COMPUTED SPACE NEEDS

Research Laboratories

HLKN-Exercise Physiology

RESEARCH UNITS

POSITION	F.T.E. or Headcount	Weight Factor	RESEARCH UNITS
Undergraduate FTE Faculty	0.00 x	20%	0.00
Masters FTE Faculty	4.73 x	50%	2.36
PhD FTE Faculty	4.16 x	100%	4.16
Professional (Vet Med) Faculty	0.00 x	100%	0.00
Research FTE Faculty	7.25 x	100%	7.25
Research Staff	0.00 x	100%	0.00
Masters Students	2 x 47.00	20%	9.40
PhD Students	2 x 26.50	100%	26.50
TOTAL	89.64		49.67

Projected RESEARCH Space Need

(Includes Lab & Lab Service)

	RESEARCH UNITS	x	Area per Research Unit	=	Total
EXISTING			146.19		7,262
Projected	49.67		375.00		18,628

(1) = Headcount or (2) = FTE or ZERO (No Majors & No Semester Credit Hours)

Staff & Academic Data

HLKN-Exercise Physiology

Fall 2008

Personnel Type	Headcount	Full-Time-Equivalents	
		Teaching	Research
Administrator-1	0	0.00	0.00
Administrator-2	1	0.10	0.05
Faculty-1	18	8.80	7.20
Faculty-2	0	0.00	0.00
Staff (Non-Classified)	0		0.00

Departmental Majors	Headcount
Masters	47
Doctoral	27

Laboratory Contact Hours	
Total:	11,260.7

CURRENT (Semester Credit Hours)

Assume 1/2 of HLKN Masters/PhD SCH

Fall 2008

#	Program Name	Undergrad	Masters	Doctoral	TOTAL
15	Health Services	0	50	13	63
14	Physical Training	0	0	0	0
4	Teacher Education	0	55	69	124
17	Business Admin.	0	44	0	44
5	Practice Teaching	0	0	0	0
TOTAL		0	148	82	230

9/1/2009

COMPUTED SPACE NEEDS

DRAFT

Special Use Space

HLKN-Exercise Physiology

SQ FT

$$\text{Faculty \& Staff Headcount} \times \text{Area per Faculty/Staff} = \text{Total Area}$$

Current	19	240	4,566
---------	----	-----	-------

PROJECTED SPECIAL USE NEEDS **0 Additional**

TOTAL NEED **4,566** Square Feet

Additional Needs **0**

TYPE OF SPACE	AREA

College of Education & Human Development
Space Needs Assessment



Office of
Facilities Coordination


COMPUTED SPACE NEEDS

DRAFT

Fall 2008

Unit Summary

TLAC-Teaching, Learning & Culture

 DRAFT TYPE OF SPACE	Assignable Area			Actual of Computed	Headcount Personnel
	Actual	-	Computed NEED =		
OFFICE					
Administrator-1	0		0	0	#N/A 0
Administrator-2	285		180	105	158.3% 1
Faculty-1	7,780		7,280	500	106.9% 52
Faculty-2	0		2,100	-2,100	0.0% 15
Staff (Non-Classified)	2,646		2,210	436	119.7% 17
Support (Classified)	450		220	230	204.5% 2
Grad Asst Teaching	3,964		1,920	2,044	206.5% 32
Grad Asst NonTeaching	0		1,260	-1,260	0.0% 21
Grad Asst Research	0		1,020	-1,020	0.0% 17
Research Asst	0		180	-180	0.0% 3
Student Staff	0		510	-510	0.0% 17
Other	0		0	0	#N/A 0
OFFICE SUBTOTAL	15,125		16,880	-1,755	89.6%
Conference	1,473		1,700	-227	86.6%
Office Service	182		844	-662	21.6%
Teaching Laboratory	480		480	0	100.0%
Research Laboratories	0		5,195	-5,195	0.0%
Special Use	4,625		4,625	0	100.0%
GRAND TOTAL	21,885		29,724	-7,839	73.6% 177

FCOR

9/1/2009

Including Classroom

26,566

COMPUTED SPACE NEEDS

DRAFT

9/1/2009

Office Space

TLAC-Teaching, Learning & Culture

POSITION	Headcount	x	Standard	=	SQUARE FEET
Administrator-1	0		240		0
Administrator-2	1		180		180
Faculty-1	52		140		7,280
Faculty-2	15		140		2,100
Staff (Non-Classified)	17		130		2,210
Support (Classified)	2		110		220
Grad Asst Teaching	32		60		1,920
Grad Asst NonTeaching	21		60		1,260
Grad Asst Research	17		60		1,020
Research Asst	3		60		180
Student Staff	17		30		510
Other	0		65		0
TOTAL	177		95		16,880

Conference Room	85	x	20		1,700
Office Service	16,880	x	5.0%		844

TEACHING LABORATORIES

	Contact Hours	WSCH per Station	Number of Stations	Square Feet per Station	Total
	123.0	20.0	6.2 x	78	= 480 SqFt

COMPUTED SPACE NEEDS

Fall 2008

Research Laboratories

TLAC-Teaching, Learning & Culture

RESEARCH UNITS

POSITION	F.T.E. or Headcount	Weight Factor	RESEARCH UNITS
Undergraduate FTE Faculty	25.14 x	20%	5.03
Masters FTE Faculty	3.25 x	50%	1.62
PhD FTE Faculty	4.33 x	100%	4.33
Professional (Vet Med) Faculty	0.00 x	100%	0.00
Research FTE Faculty	12.55 x	100%	12.55
Research Staff	4.60 x	100%	4.60
Masters Students	2 x 238.00	20%	47.60
PhD Students	2 x 184.00	100%	184.00
TOTAL	471.88		259.74

Projected RESEARCH Space Need

(Includes Lab & Lab Service)

RESEARCH UNITS	x	Area per Research Unit	=	Total
EXISTING		0.00		0
Projecte	259.74	20.00		5,195

(1) = Headcount or (2) = FTE or ZERO (No Majors & No Semester Credit Hours)

Staff & Academic Data

TLAC-Teaching, Learning & Culture

Fall 2008

Personnel Type	Headcount	Full-Time-Equivalents	
		Teaching	Research
Administrator-1	0	0.00	0.00
Administrator-2	1	0.10	0.05
Faculty-1	52	29.10	12.50
Faculty-2	15	3.50	0.00
Staff (Non-Classified)	17		4.60

Departmental Majors	Headcount
Masters	238
Doctoral	184

Laboratory Contact Hours	
Total:	123.0

CURRENT (Semester Credit Hours)

Fall 2008

#	Program Name	Undergrad	Masters	Doctoral	TOTAL
1	Liberal Arts	1,548	33	15	1,596
2	Science	273	48	30	351
3	Fine Arts	507	0	0	507
4	Teacher Education	4,560	1,318	841	6,719
5	Practice Teaching	4,812	0	0	4,812
TOTAL		11,700	1,399	886	13,985

9/1/2009

COMPUTED SPACE NEEDS

DRAFT

Special Use Space

TLAC-Teaching, Learning & Culture

SQ FT

$$\text{Faculty \& Staff Headcount} \times \text{Area per Faculty/Staff} = \text{Total Area}$$

Current	85	54	4,625
---------	----	----	-------

PROJECTED SPECIAL USE NEEDS **0 Additional**

TOTAL NEED **4,625** Square Feet

Additional Needs **0**

TYPE OF SPACE	AREA

College of Education & Human Development
Space Needs Assessment




Office of
Facilities Coordination

COMPUTED SPACE NEEDS

DRAFT Fall 2008

Unit Summary

HLKN-PEAP (Exercise)

 TYPE OF SPACE	Assignable Area			Actual of Computed	Headcount Personnel
	Actual	-	Computed NEED* =		
OFFICE					
Administrator-1	0		0	0	#N/A 0
Administrator-2	0		0	0	#N/A 0
Faculty-1	6,017		4,200	1,817	143.3% 30
Faculty-2	0		0	0	#N/A 0
Staff (Non-Classified)	502		130	372	386.2% 1
Support (Classified)	533		0	533	#N/A 0
Grad Asst Teaching	591		900	-309	65.7% 15
Grad Asst NonTeaching	0		0	0	#N/A 0
Grad Asst Research	0		60	-60	0.0% 1
Research Asst	0		0	0	#N/A 0
Student Staff	0		0	0	#N/A 0
Other	0		0	0	#N/A 0
OFFICE SUBTOTAL	7,643		5,290	2,353	144.5%
Conference	20		620	-600	3.2%
Office Service	536		265	271	202.3%
Teaching Laboratory	0		0	0	#N/A
Research Laboratories	317		0	317	#N/A
Special Use*	72,878		84,093	-11,215	86.7%
GRAND TOTAL	81,394		90,268	-8,874	90.2%

*Need Assumes replacement of unusable Reed rooms: 401, 401A, 404, & 404A = 11,215sf

FCOR 9/2/2009

Including Classroom 81,739

COMPUTED SPACE NEEDS *DRAFT*

Office Space

HLKN-PEAP (Exercise)

POSITION	Headcount	x	Standard	=	SQUARE FEET
Administrator-1	0		240		0
Administrator-2	0		180		0
Faculty-1	30		140		4,200
Faculty-2	0		140		0
Staff (Non-Classified)	1		130		130
Support (Classified)	0		110		0
Grad Asst Teaching	15		60		900
Grad Asst NonTeaching	0		60		0
Grad Asst Research	1		60		60
Research Asst	0		60		0
Student Staff	0		30		0
Other	0		65		0
TOTAL	47		113		5,290

Conference Room	31	x	20		620
Office Service	5,290	x	5.0%		265

TEACHING LABORATORIES

			Square Feet per Station	Total
Contact Hours	0.0			
WSCH per Station	20.0			
Number of Stations	0.0	x	16.5	= 0 SqFt

COMPUTED SPACE NEEDS

Fall 2008

Research Laboratories

HLKN-PEAP (Exercise)

RESEARCH UNITS

POSITION	F.T.E. or Headcount	Weight Factor	RESEARCH UNITS
Undergraduate FTE Faculty	0.00 x	20%	0.00
Masters FTE Faculty	0.00 x	50%	0.00
PhD FTE Faculty	0.00 x	100%	0.00
Professional (Vet Med) Faculty	0.00 x	100%	0.00
Research FTE Faculty	0.00 x	100%	0.00
Research Staff	0.00 x	100%	0.00
Masters Students	2 x	20%	0.00
PhD Students	2 x	100%	0.00
TOTAL	0.00		0.00

Projected RESEARCH Space Need

(Includes Lab & Lab Service)

RESEARCH UNITS	x	Area per Research Unit	=	Total
EXISTING		0.00		317
Project	0.00	20.00		0

(1) = Headcount or (2) = FTE or ZERO (No Majors & No Semester Credit Hours)



Staff & Academic Data

HLKN-PEAP (Exercise)

Fall 2008

Personnel Type	Headcount	Full-Time-Equivalents	
		Teaching	Research
Administrator-1	0	0.00	0.00
Administrator-2	0	0.00	0.00
Faculty-1	30	24.40	0.00
Faculty-2	0	0.00	0.00
Staff (Non-Classified)	1		0.00

Departmental Majors	Headcount
Masters	
Doctoral	

Laboratory Contact Hours	
Total:	

CURRENT (Semester Credit Hours)

Fall 2008

#	Program Name	Undergrad	Masters	Doctoral	TOTAL
1	Liberal Arts	0	0	0	0
2	Science	0	0	0	0
3	Fine Arts	0	0	0	0
4	Teacher Education	0	0	0	0
5	Practice Teaching	0	0	0	0
TOTAL		0	0	0	0

9/2/2009

College of Education & Human Development

COMPUTED SPACE NEEDS

DRAFT

9/2/2009

Special Use Space

HLKN-PEAP (Exercise)

SQ FT

Faculty & Staff Area per Total
Headcount × Faculty/Staff = Area

Current	31	2351	72,878
---------	----	------	--------

PROJECTED SPECIAL USE NEEDS **11,215 Additional**

TOTAL NEED **84,093** Square Feet

Additional Needs	0	0	11,215
-------------------------	---	---	---------------

TYPE OF SPACE	Rms	Sqft/Room	AREA
Gymnasium Replacement for Read rooms:			
401			5,572
401A			39
404			5,537
404A			67

SPACE INVENTORY SUMMARY

College of Education & Human Development Space Needs Assessment



Office of
Facilities Coordination

Space Inventory by Use

Fall 2008

MajorOrg	Department	Assigned Dept	SF
Dean-Education			269,930
6500-DEAN-COLLEGE OF EDUCATION			39,512
		6500-DEAN-COLLEGE OF EDUCATION	19,738
		6520-TEACHING, LEARNING, & CULTURE	3,998
		6530-ED ADMIN & HUMAN RESOURCE DEVEL	1,718
		6540-EDUCATIONAL PSYCHOLOGY	3,319
		6550-HEALTH & KINESIOLOGY EDUCATION	10,539
		NOT EDUCATION	200
6520-TEACHING, LEARNING, & CULTURE			22,568
		6520-TEACHING, LEARNING, & CULTURE	22,568
6530-ED ADMIN & HUMAN RESOURCE DEVEL			12,276
		6530-ED ADMIN & HUMAN RESOURCE DEVEL	12,276
6531-TEXAS CENTER FOR ADULT LITERACY AND LEARNING			3,472
		6531-TEXAS CENTER FOR ADULT LITERACY AND LEARNING	3,472
6540-EDUCATIONAL PSYCHOLOGY			21,514
		6540-EDUCATIONAL PSYCHOLOGY	21,123
		6540-EDUCATIONAL PSYCHOLOGY-Classroom	391
6541-COUNSELING/ASSESSMENT CLINIC			836
		6541-COUNSELING/ASSESSMENT CLINIC	836
6550-HEALTH & KINESIOLOGY EDUCATION			167,648
		6550-HEALTH & KINESIOLOGY EDUCATION	49,509
		6550-HLKN: Exercise Physiology (EXPH)	20,044
		6550-HLKN: Non-Useable Space	11,215
		6550-HLKN: Physical Education (PEAP)	81,739
		6550-HEALTH & KINESIOLOGY EDUCATION-Classroom	5,141
6551-CENTER FOR ALCOHOL AND DRUG EDUCATION STUDIES			852
		6551-CENTER FOR ALCOHOL AND DRUG EDUCATION STUDIES	852
6552-CENTER FOR STUDIES OF HEALTH DISPARITIES			1,252
		6552-CENTER FOR STUDIES OF HEALTH DISPARITIES	1,252
Grand Total			269,930

Excludes former Center for Distance Learning Research

Space Inventory by Use

Fall 2008

MajorOrg Assigned Dept	Department	SF
Dean-Education		269,930
6500-DEAN-COLLEGE OF EDUCATION		19,738
	6500-DEAN-COLLEGE OF EDUCATION	19,738
6520-TEACHING, LEARNING, & CULTURE		26,566
	6500-DEAN-COLLEGE OF EDUCATION	3,998
	6520-TEACHING, LEARNING, & CULTURE	22,568
6530-ED ADMIN & HUMAN RESOURCE DEVEL		13,994
	6500-DEAN-COLLEGE OF EDUCATION	1,718
	6530-ED ADMIN & HUMAN RESOURCE DEVEL	12,276
6531-TEXAS CENTER FOR ADULT LITERACY AND LEARNING		3,472
	6531-TEXAS CENTER FOR ADULT LITERACY AND LEARNING	3,472
6540-EDUCATIONAL PSYCHOLOGY		24,442
	6500-DEAN-COLLEGE OF EDUCATION	3,319
	6540-EDUCATIONAL PSYCHOLOGY	21,123
6541-COUNSELING/ASSESSMENT CLINIC		836
	6541-COUNSELING/ASSESSMENT CLINIC	836
6550-HEALTH & KINESIOLOGY EDUCATION		60,048
	6500-DEAN-COLLEGE OF EDUCATION	10,539
	6550-HEALTH & KINESIOLOGY EDUCATION	49,509
6550-HLKN: Exercise Physiology (EXPH)		20,044
	6550-HEALTH & KINESIOLOGY EDUCATION	20,044
6550-HLKN: Non-Useable Space		11,215
	6550-HEALTH & KINESIOLOGY EDUCATION	11,215
6550-HLKN: Physical Education (PEAP)		81,739
	6550-HEALTH & KINESIOLOGY EDUCATION	81,739
6551-CENTER FOR ALCOHOL AND DRUG EDUCATION STUDIES		852
	6551-CENTER FOR ALCOHOL AND DRUG EDUCATION STUDIES	852
6552-CENTER FOR STUDIES OF HEALTH DISPARITIES		1,252
	6552-CENTER FOR STUDIES OF HEALTH DISPARITIES	1,252
NOT EDUCATION		200
	6500-DEAN-COLLEGE OF EDUCATION	200
6540-EDUCATIONAL PSYCHOLOGY-Classroom		391
	6540-EDUCATIONAL PSYCHOLOGY	391
6550-HEALTH & KINESIOLOGY EDUCATION-Classroom		5,141
	6550-HEALTH & KINESIOLOGY EDUCATION	5,141
Grand Total		269,930

Excludes the former Center for Distance Learning Research

Space Inventory by Use

Fall 2008

MajorOrg	Assigned Dept	SNAPS Room Type	SF
Dean-Education			19,738
	6500-DEAN-COLLEGE OF EDUCATION		19,738
	110E		800
	Administrator		1,897
	Conference		2,036
	Faculty		737
	Grad Asst		1,034
	Office Service		391
	Special use		7,380
	Staff (Non-Classified)		4,840
	Support (Classified)		623
Grand Total			19,738

Space Inventory by Use

Fall 2008

MajorOrg	Assigned Dept	SNAPS Room Type	SF
Dean-Education			17,466
6530-ED ADMIN & HUMAN RESOURCE DEVEL			13,994
		110A	800
		Administrator	181
		Conference	121
		Faculty	4,649
		Grad Asst	2,511
		Office Service	104
		Research Laboratory	275
		Special use	3,416
		Staff (Non-Classified)	1,351
		Support (Classified)	586
6531-TEXAS CENTER FOR ADULT LITERACY AND LEARNING			3,472
		Faculty	143
		Grad Asst	249
		Special use	761
		Staff (Non-Classified)	2,319
Grand Total			17,466

Space Inventory by Use

Fall 2008

MajorOrg Assigned Dept	SNAPS Room Type	SF
Dean-Education		25,669
6540-EDUCATIONAL PSYCHOLOGY		24,442
	Administrator	187
	Conference	1,809
	Faculty	7,625
	Grad Asst	4,292
	Office Service	555
	Other Office	64
	Special use	6,186
	Staff (Non-Classified)	3,461
	Support (Classified)	263
6541-COUNSELING/ASSESSMENT CLINIC		836
	Grad Asst	73
	Special use	763
6540-EDUCATIONAL PSYCHOLOGY-Classroom		391
	110A	391
Grand Total		25,669

Space Inventory by Use

Fall 2008

MajorOrg	Assigned Dept	SNAPS Room Type	SF
Dean-Education			67,293
6550-HEALTH & KINESIOLOGY EDUCATION			60,048
		Administrator	175
		Conference	951
		Faculty	9,072
		Grad Asst	5,478
		Office Service	1,325
		Research Laboratory	3,419
		Special use	32,491
		Staff (Non-Classified)	3,268
		Support (Classified)	3,281
		Teaching Laboratory	588
6551-CENTER FOR ALCOHOL AND DRUG EDUCATION STUDIES			852
		115A	272
		Faculty	207
		Grad Asst	251
		Special use	122
6552-CENTER FOR STUDIES OF HEALTH DISPARITIES			1,252
		Conference	99
		Faculty	272
		Grad Asst	220
		Special use	105
		Staff (Non-Classified)	297
		Support (Classified)	259
6550-HEALTH & KINESIOLOGY EDUCATION-Classroom			5,141
		110A	4,894
		115A	247
Grand Total			67,293

Space Inventory by Use

Fall 2008

MajorOrg	Assigned Dept	SNAPS Room Type	SF
Dean-Education			20,044
	6550-HLKN: Exercise Physiology (EXPH)		20,044
	Administrator		327
	Conference		165
	Faculty		3,830
	Grad Asst		2,633
	Office Service		252
	Research Laboratory		7,262
	Special use		4,566
	Staff (Non-Classified)		484
	Support (Classified)		525
Grand Total			20,044

Space Inventory by Use

Fall 2008

MajorOrg	Assigned Dept	SNAPS Room Type	SF
Dean-Education			81,739
	6550-HLKN: Physical Education (PEAP)		81,739
		115A	345
		Conference	20
		Faculty	6,017
		Grad Asst	591
		Office Service	536
		Research Laboratory	317
		Special use	72,878
		Staff (Non-Classified)	502
		Support (Classified)	533
Grand Total			81,739

College of Education & Human Development
Space Needs Assessment



Office of
Facilities Coordination

**CEHD
Personnel Summary**

Fall 2008

All Personnel

6/10/2009



Unit Name	Position Category	Count	Teaching	Research	Service	Other	Total
CEHD		67	0.90	8.45	3.40	41.60	54.35
	Administrator-1	5	0.90	0.20	3.40	0.50	5.00
	Administrator-2	3				3.00	3.00
	Faculty-1	1				1.00	1.00
	Faculty-2	2		2.00			2.00
	Grad Asst NonTeaching						
	Grad Asst Research	7		3.00		1.00	4.00
	Grad Asst Teaching						
	Research Asst	1		1.00			1.00
	Staff (Non-Classified)	31		2.25		28.50	30.75
	Student Staff	15				5.60	5.60
	Support (Classified)	2				2.00	2.00
	Other						
EAHR		96	15.98	33.78	8.98	11.00	69.75
	Administrator-1						
	Administrator-2	2	0.10	0.05	0.85	1.00	2.00
	Faculty-1	31	13.63	7.98	8.13		29.75
	Faculty-2	7	1.75				1.75
	Grad Asst NonTeaching						
	Grad Asst Research	28		14.00			14.00
	Grad Asst Teaching	1	0.50				0.50
	Research Asst	1		1.00			1.00
	Staff (Non-Classified)	15		9.00		6.00	15.00
	Student Staff	7		0.75		1.00	1.75
	Support (Classified)	4		1.00		3.00	4.00
	Other						
EPSY		166	30.30	59.75	8.35	13.35	111.75
	Administrator-1						
	Administrator-2	1	0.10	0.05	0.85		1.00
	Faculty-1	47	22.45	16.30	7.50		46.25
	Faculty-2	7	2.50	0.20			2.70
	Grad Asst NonTeaching	10				5.00	5.00
	Grad Asst Research	55		27.50			27.50
	Grad Asst Teaching	10	4.50				4.50
	Research Asst	5	0.50	3.50			4.00
	Staff (Non-Classified)	19	0.25	12.20		6.00	18.45
	Student Staff	11				1.35	1.35
	Support (Classified)	1				1.00	1.00
	Other						
HLKN		128	30.24	15.64	4.85	32.00	82.72
	Administrator-1						
	Faculty-1	37	20.74	6.45	4.85		32.04
	Faculty-2	2		0.30			0.30
	Grad Asst NonTeaching	2				1.00	1.00
	Grad Asst Research	10		5.19			5.19
	Grad Asst Teaching	19	9.50				9.50
	Research Asst	1		1.00			1.00
	Staff (Non-Classified)	18		1.00		16.62	17.62
	Student Staff	31		1.70		6.88	8.58
	Support (Classified)	8				7.50	7.50
	Other						

CEHD
Personnel Summary

Fall 2008

All Personnel

6/10/2009



Unit Name	Position Category	Count	Teaching	Research	Service	Other	Total
HLKN*		50	12.15	20.25	2.85	1.00	36.25
	Administrator-2	1	0.10	0.05	0.85		1.00
	Faculty-1	18	8.80	7.20	2.00		18.00
	Grad Asst NonTeaching	2				1.00	1.00
	Grad Asst Research	19	0.25	9.00			9.25
	Grad Asst Teaching	6	3.00				3.00
	Research Asst	4		4.00			4.00
PEAP		50	32.76	0.50	5.80	1.00	40.06
	Administrator-1						
	Administrator-2						
	Faculty-1	33	24.40	-	5.80		30.20
	Faculty-2						
	Grad Asst NonTeaching						
	Grad Asst Research	1		0.50			0.50
	Grad Asst Teaching	15	8.36				8.36
	Research Asst						
	Staff (Non-Classified)	1				1.00	1.00
	Student Staff						
	Support (Classified)						
	Other						
TLAC		177	48.45	26.40	8.58	34.00	117.43
	Administrator-1						
	Administrator-2	1	0.10	0.05	0.85		1.00
	Faculty-1	52	29.10	12.50	7.73		49.33
	Faculty-2	15	3.50			3.25	6.75
	Grad Asst NonTeaching	21				10.25	10.25
	Grad Asst Research	17		8.25		0.25	8.50
	Grad Asst Teaching	32	15.75				15.75
	Research Asst	3		2.60			2.60
	Staff (Non-Classified)	17		2.00		14.75	16.75
	Student Staff	17				4.50	4.50
	Support (Classified)	2		1.00		1.00	2.00
	Other						
Grand Total		734	170.78	164.77	42.81	133.95	512.31

*Health & Kinesiology Exercise Physiology Program



Unit Name	Office	Position Category	Count	Teaching	Research	Service	Other	Total
CEHD			67	0.90	8.45	3.40	41.60	54.35
	No Office Needed		3		3.00			3.00
		Faculty-2	2		2.00			2.00
		Grad Asst NonTeaching						
		Grad Asst Teaching						
		Research Asst	1		1.00			1.00
		Other						
	Office Needed		64	0.90	5.45	3.40	41.60	51.35
		Administrator-1	5	0.90	0.20	3.40	0.50	5.00
		Administrator-2	3				3.00	3.00
		Faculty-1	1				1.00	1.00
		Grad Asst Research	7		3.00		1.00	4.00
		Staff (Non-Classified)	31		2.25		28.50	30.75
		Student Staff	15				5.60	5.60
		Support (Classified)	2				2.00	2.00
EAHR			96	15.98	33.78	8.98	11.00	69.75
	No Office Needed		7	1.75				1.75
		Administrator-1						
		Faculty-2	7	1.75				1.75
		Grad Asst NonTeaching						
		Other						
	Office Needed		89	14.23	33.78	8.98	11.00	68.00
		Administrator-2	2	0.10	0.05	0.85	1.00	2.00
		Faculty-1	31	13.63	7.98	8.13		29.75
		Grad Asst Research	28		14.00			14.00
		Grad Asst Teaching	1	0.50				0.50
		Research Asst	1		1.00			1.00
		Staff (Non-Classified)	15		9.00		6.00	15.00
		Student Staff	7		0.75		1.00	1.75
		Support (Classified)	4		1.00		3.00	4.00
EPSY			166	30.30	59.75	8.35	13.35	111.75
	No Office Needed		6	1.75	0.20			1.95
		Administrator-1						
		Faculty-2	6	1.75	0.20			1.95
		Other						
	Office Needed		160	28.55	59.55	8.35	13.35	109.80
		Administrator-2	1	0.10	0.05	0.85		1.00
		Faculty-1	47	22.45	16.30	7.50		46.25
		Faculty-2	1	0.75				0.75
		Grad Asst NonTeaching	10				5.00	5.00
		Grad Asst Research	55		27.50			27.50
		Grad Asst Teaching	10	4.50				4.50
		Research Asst	5	0.50	3.50			4.00
		Staff (Non-Classified)	19	0.25	12.20		6.00	18.45
		Student Staff	11				1.35	1.35
		Support (Classified)	1				1.00	1.00



Unit Name	Office	Position Category	Count	Teaching	Research	Service	Other	Total
HLKN			128	30.24	15.64	4.85	32.00	82.72
	No Office Needed		4	0.90	-	0.10	0.10	1.10
		Administrator-1						
		Faculty-1	3	0.90	-	0.10		1.00
		Student Staff	1				0.10	0.10
		Other						
	Office Needed		124	29.34	15.64	4.75	31.90	81.62
		Faculty-1	34	19.84	6.45	4.75		31.04
		Faculty-2	2		0.30			0.30
		Grad Asst NonTeaching	2				1.00	1.00
		Grad Asst Research	10		5.19			5.19
		Grad Asst Teaching	19	9.50				9.50
		Research Asst	1		1.00			1.00
		Staff (Non-Classified)	18		1.00		16.62	17.62
		Student Staff	30		1.70		6.78	8.48
		Support (Classified)	8				7.50	7.50
HLKN*			50	12.15	20.25	2.85	1.00	36.25
	Office Needed		50	12.15	20.25	2.85	1.00	36.25
		Administrator-2	1	0.10	0.05	0.85		1.00
		Faculty-1	18	8.80	7.20	2.00		18.00
		Grad Asst NonTeaching	2				1.00	1.00
		Grad Asst Research	19	0.25	9.00			9.25
		Grad Asst Teaching	6	3.00				3.00
		Research Asst	4		4.00			4.00
PEAP			50	32.76	0.50	5.80	1.00	40.06
	No Office Needed		3	1.20				1.20
		Administrator-1						
		Administrator-2						
		Faculty-1	3	1.20				1.20
		Faculty-2						
		Grad Asst NonTeaching						
		Research Asst						
		Student Staff						
		Support (Classified)						
		Other						
	Office Needed		47	31.56	0.50	5.80	1.00	38.86
		Faculty-1	30	23.20	-	5.80		29.00
		Grad Asst Research	1		0.50			0.50
		Grad Asst Teaching	15	8.36				8.36
		Staff (Non-Classified)	1				1.00	1.00



Unit Name	Office	Position Category	Count	Teaching	Research	Service	Other	Total
TLAC			177	48.45	26.40	8.58	34.00	117.43
	No Office Needed							
		Administrator-1						
		Other						
	Office Needed		177	48.45	26.40	8.58	34.00	117.43
		Administrator-2	1	0.10	0.05	0.85		1.00
		Faculty-1	52	29.10	12.50	7.73		49.33
		Faculty-2	15	3.50			3.25	6.75
		Grad Asst NonTeaching	21				10.25	10.25
		Grad Asst Research	17		8.25		0.25	8.50
		Grad Asst Teaching	32	15.75				15.75
		Research Asst	3		2.60			2.60
		Staff (Non-Classified)	17		2.00		14.75	16.75
		Student Staff	17				4.50	4.50
		Support (Classified)	2		1.00		1.00	2.00
Grand Total			734	170.78	164.77	42.81	133.95	512.31

College of Education & Human Development
Space Needs Assessment



Office of
Facilities Coordination
Phone: (979) 845-8661